


SAN FRANCISCO PUBLIC LIBRARY



3 1223 06155 4482

**5/S**




*San Francisco Public Library*

**GOVERNMENT INFORMATION CENTER  
SAN FRANCISCO PUBLIC LIBRARY**

**REFERENCE BOOK**

*Not to be taken from the Library*

SEP 13 2002



SAN FRANCISCO INTERNATIONAL AIRPORT

COMPARATIVE TRAFFIC REPORT

MONTHLY

1968 – 1979



SF  
P82.20

#1

an. 1968 + Jan. 1967

PUBLIC UTILITIES COMMISSION  
CITY AND COUNTY OF SAN FRANCISCO  
SAN FRANCISCO INTERNATIONAL AIRPORT

DOCUMENTS  
MAR 7 1968

SAN FRANCISCO  
PUBLIC LIBRARY

TO: General Manager of Public Utilities

FROM: George F. Hansen, General Manager, Airport Department

SUBJECT: Comparative Traffic Report, including Statistics of Commercial,  
Domestic and International Air Carrier Revenue Flights for the  
months of January 1968 and January 1967.

	<u>JANUARY</u> <u>1968</u>	<u>JANUARY</u> <u>1967</u>	<u>INCREASE</u> <u>-DECREASE</u>	<u>PERCENTAGE</u>
AIRLINE ARRIVALS & DEPARTURES (F.A.A. Tower)	23,152	21,017	2,135	10.2
PASSENGERS, IN AND OUT	992,493	903,771	88,722	9.8
Passengers, In	503,008	459,824	43,184	9.4
Passengers, Out	489,485	443,947	45,538	10.3
PASSENGERS, ON AND OFF	949,497	869,461	80,036	9.2
Passengers, On	467,977	426,792	41,185	9.6
Passengers, Off	481,520	442,669	38,851	8.8
TOTAL MAIL BY AIR	19,580,112	16,087,450	3,492,662	21.7
AIR MAIL POUNDS, ON AND OFF	15,049,908	14,219,407	830,501	5.8
Air Mail Pounds, On	8,539,612	7,315,024	1,224,588	16.7
Air Mail Pounds, Off	6,510,296	6,904,383	- 394,087	- 5.7
FIRST CLASS MAIL, ON AND OFF	4,512,204	1,868,043	2,644,161	141.5
First Class Mail, On	1,971,816	843,082	1,128,734	133.9
First Class Mail, Off	2,540,388	1,024,961	1,515,427	147.9
EXPRESS POUNDS, ON AND OFF	1,279,568	1,291,762	- 12,194	- 0.9
Express Pounds, On	593,538	612,138	- 18,600	- 3.0
Express Pounds, Off	686,030	679,624	6,406	9.4
FREIGHT POUNDS, ON AND OFF	34,752,380	33,768,305	984,075	2.9
Freight Pounds, On	17,545,900	18,130,076	- 584,176	- 3.2
Freight Pounds, Off	17,206,480	15,638,229	1,568,251	10.0

COMPILATION INCLUDES STATISTICS FROM THE FOLLOWING FOR JANUARY 1968:

- |                               |                                |
|-------------------------------|--------------------------------|
| 1. Air California             | 11. Pacific Southwest Airlines |
| 2. American Airlines          | 12. Pan American World Airways |
| 3. British Overseas Airways   | 13. Philippine Air Lines       |
| 4. Canadian Pacific Air Lines | 14. Qantas Airways, Ltd.       |
| 5. Delta Air Lines, Inc.      | 15. SF-OAK Helicopter Airlines |
| 6. Flying Tiger Line, Inc.    | 16. Trans World Airlines       |
| 7. Japan Air Lines            | 17. United Air Lines           |
| 8. Lufthansa German Airlines  | 18. West Coast Airlines        |
| 9. National Airlines          | 19. Western Airlines           |
| 10. Pacific Air Lines         |                                |

The Commission on the Future of the Union was established by the House of Commons in 1975. Its terms of reference were to consider the future of the United Kingdom in the light of the current proposals for European integration and to report to the House of Commons on the results of its inquiries.

Area	Chairman	Members	Secretary	Deputy Secretary
Chairman	Lord Carrington			
Members		Lord Cullen, Lord Gifford, Lord Hailsham, Lord Hunt, Lord Keith, Lord Lester, Lord Longford, Lord MacDermid, Lord Phillips, Lord Simon, Lord Taylor, Lord Templeman, Lord Trenchard, Lord Uthmaniyah, Lord Wilford, Lord Williams		
Secretary			Mr. J. G. Gifford	
Deputy Secretary				Mr. J. G. Gifford

The Commission's report, 'The Future of the United Kingdom', was published in 1976. It set out the Commission's views on the future of the United Kingdom and the options available to the Government. The Commission recommended that the United Kingdom should remain a member of the European Community and that the Government should continue to negotiate a free trade agreement with the United States.



F  
82.20  
#1  
b. 1968 + Feb 1967

San Francisco

file SFIA  
Monthly  
Report

PUBLIC UTILITIES COMMISSION  
CITY AND COUNTY OF SAN FRANCISCO  
SAN FRANCISCO INTERNATIONAL AIRPORT

TO: General Manager of Public Utilities  
FROM: George F. Hansen, General Manager, Airport Department  
SUBJECT: Comparative Traffic Report, including Statistics of Commercial, Domestic and International Air Carrier Revenue Flights for the Months of February 1968 and February 1967.


DOCUMENTS  
JUN 25 1968  
SAN FRANCISCO  
PUBLIC LIBRARY

	<u>FEBRUARY</u> <u>1968</u>	<u>FEBRUARY</u> <u>1967</u>	<u>INCREASE</u> <u>-DECREASE</u>	<u>PERCENTAGE</u>
AIRLINE ARRIVALS & DEPARTURES (F.A.A. Tower)	22,185	19,441	2,744	14.1
PASSENGERS, IN AND OUT	921,925	811,400	110,525	13.6
Passengers, In	464,822	410,570	54,252	13.2
Passengers, Out	457,103	400,830	56,273	14.0
PASSENGERS, ON AND OFF	882,741	777,088	105,653	13.6
Passengers, On	437,509	383,674	53,835	14.0
Passengers, Off	445,232	393,414	51,818	13.2
TOTAL MAIL BY AIR	20,321,430	15,144,204	5,177,226	34.2
AIR MAIL POUNDS, ON AND OFF	14,894,026	13,341,662	1,552,364	11.6
Air Mail Pounds, On	8,007,815	7,404,436	603,379	8.1
Air Mail Pounds, Off	6,886,211	5,937,226	948,985	16.0
FIRST CLASS MAIL, ON AND OFF	5,407,404	1,802,542	3,604,862	200.0
First Class Mail, On	2,296,566	788,218	1,508,348	191.3
First Class Mail, Off	3,110,838	1,014,324	2,096,514	206.7
EXPRESS POUNDS, ON AND OFF	1,198,793	1,196,125	2,668	0.2
Express Pounds, On	559,513	578,507	- 18,994	- 3.3
Express Pounds, Off	639,280	617,618	21,662	3.6
FREIGHT POUNDS, ON AND OFF	36,809,532	32,065,133	4,744,399	14.8
Freight Pounds, On	19,639,156	17,634,060	2,005,096	11.4
Freight Pounds, Off	17,170,376	14,431,073	2,739,303	19.0

COMPILATION INCLUDES STATISTICS FROM THE FOLLOWING FOR FEBRUARY 1968:

- |                               |                                |
|-------------------------------|--------------------------------|
| 1. Air California             | 11. Pacific Southwest Airlines |
| 2. American Airlines          | 12. Pan American World Airways |
| 3. British Overseas Airways   | 13. Philippine Airlines        |
| 4. Canadian Pacific Air Lines | 14. Qantas Airways, Ltd.       |
| 5. Delta Air Lines, Inc.      | 15. SF-OAK Helicopter Airlines |
| 6. Flying Tiger Line, Inc.    | 16. Trans World Airlines       |
| 7. Japan Air Lines            | 17. United Air Lines           |
| 8. Lufthansa German Airlines  | 18. West Coast Airlines        |
| 9. National Airlines          | 19. Western Airlines           |
| 10. Pacific Air Lines         |                                |

4/2/68



SF  
 82.20  
 #1  
 March '68 + March '67

PUBLIC UTILITIES COMMISSION  
 CITY AND COUNTY OF SAN FRANCISCO  
 SAN FRANCISCO INTERNATIONAL AIRPORT

DOCUMENTS

MAY 8 1968

SAN FRANCISCO  
 PUBLIC LIBRARY


TO: General Manager of Public Utilities  
 FROM: George F. Hansen, General Manager, Airport Department  
 SUBJECT: Comparative Traffic Report, including Statistics of Commercial,  
 Domestic and International Air Carrier Revenue Flights for the  
 Months of March 1968 and March 1967.

	<u>MARCH</u> <u>1968</u>	<u>MARCH</u> <u>1967</u>	<u>INCREASE</u> <u>-DECREASE</u>	<u>PERCENT-</u> <u>AGE</u>
AIRLINE ARRIVALS & DEPARTURES (F.A.A. Tower)	23,871	21,885	1,986	9.1
PASSENGERS, IN AND OUT	1,061,031	1,018,806	42,225	4.2
Passengers, In	531,921	522,109	9,812	1.9
Passengers, Out	529,110	496,697	32,413	6.5
PASSENGERS, ON AND OFF	1,015,827	976,374	39,453	4.0
Passengers, On	506,508	475,481	31,027	6.5
Passengers, Off	509,319	500,893	8,426	1.7
TOTAL MAIL BY AIR	22,902,831	17,587,535	5,315,296	30.2
AIR MAIL POUNDS, ON AND OFF	16,567,103	15,241,363	1,325,740	8.7
Air Mail Pounds, On	8,939,736	8,436,233	503,503	6.0
Air Mail Pounds, Off	7,627,367	6,805,130	822,237	12.1
FIRST CLASS MAIL, ON AND OFF	6,335,728	2,346,172	3,989,556	170.0
First Class Mail, On	2,603,817	1,001,557	1,602,260	160.0
First Class Mail, Off	3,731,911	1,344,615	2,387,296	177.5
EXPRESS POUNDS, ON AND OFF	1,458,069	1,334,973	123,096	9.2
Express Pounds, On	737,630	644,981	92,649	14.4
Express Pounds, Off	720,439	689,992	30,447	4.4
FREIGHT POUNDS, ON AND OFF	41,947,952	38,304,100	3,643,852	9.5
Freight Pounds, On	22,148,749	20,912,808	1,235,941	5.9
Freight Pounds, Off	19,799,203	17,391,292	2,407,911	7.2

COMPILATION INCLUDES STATISTICS FROM THE FOLLOWING FOR MARCH 1968:

- |                               |                                |
|-------------------------------|--------------------------------|
| 1. Air California             | 11. Pacific Southwest Airlines |
| 2. American Airlines          | 12. Pan American World Airways |
| 3. British Overseas Airways   | 13. Philippine Airlines        |
| 4. Canadian Pacific Air Lines | 14. Qantas Airways, Ltd.       |
| 5. Delta Air Lines, Inc.      | 15. SF-OAK Helicopter Airlines |
| 6. Flying Tiger Line, Inc.    | 16. Trans World Airlines       |
| 7. Japan Air Lines            | 17. United Air Lines           |
| 8. Lufthansa German Airlines  | 18. West Coast Airlines        |
| 9. National Airlines          | 19. Western Airlines           |
| 10. Pacific Air Lines         |                                |

5/7/68



2.20

#1

April 1968 + April 1967

*San Francisco.*  
 PUBLIC UTILITIES COMMISSION  
 CITY AND COUNTY OF SAN FRANCISCO  
 SAN FRANCISCO INTERNATIONAL AIRPORT

DOCUMENTS  
 JUN 6 1968

SAN FRANCISCO  
 PUBLIC LIBRARY

TO: General Manager of Public Utilities  
 FROM: George F. Hansen, General Manager, Airport Department

SUBJECT: Comparative Traffic Report, including Statistics of Commercial,  
 Domestic and International Air Carrier Revenue Flights for the  
 Months of April 1968 and April 1967.

	<u>APRIL</u> <u>1968</u>	<u>APRIL</u> <u>1967</u>	<u>INCREASE</u> <u>-DECREASE</u>	<u>PERCENT-</u> <u>AGE</u>
AIRLINE ARRIVALS & DEPARTURES (F.A.A. Tower)	23,937	21,026	2,911	13.8
PASSENGERS, IN AND OUT	1,100,623	938,780	161,843	17.2
Passengers, In	544,870	467,140	77,730	16.6
Passengers, Out	555,753	471,640	84,113	17.8
PASSENGERS, ON AND OFF	1,055,879	910,112	145,767	16.0
Passengers, On	533,381	457,306	76,075	16.6
Passengers, Off	522,498	452,806	69,692	15.4
TOTAL MAIL BY AIR	21,641,672	16,702,189	4,939,483	29.6
AIR MAIL POUNDS, ON AND OFF	15,706,538	14,452,703	1,253,835	8.7
Air Mail Pounds, On	9,021,188	8,279,550	741,638	9.0
Air Mail Pounds, Off	6,685,350	6,173,153	512,197	8.3
FIRST CLASS MAIL, ON AND OFF	5,935,130	2,249,486	3,685,644	163.8
First Class Mail, On	2,431,891	988,040	1,443,851	146.1
First Class Mail, Off	3,503,239	1,261,446	2,241,793	177.7
EXPRESS POUNDS, ON AND OFF	1,276,502	1,377,154	- 100,652	- 7.3
Express Pounds, On	666,550	660,745	5,805	8.8
Express Pounds, Off	609,952	716,409	- 106,457	-14.9
FREIGHT POUNDS, ON AND OFF	41,272,518	37,153,815	4,118,703	11.1
Freight Pounds, On	24,275,119	20,101,699	4,173,420	20.8
Freight Pounds, Off	16,997,399	17,052,116	- 54,717	.3

COMPILATION INCLUDES STATISTICS FROM THE FOLLOWING FOR APRIL 1968:

- |  |  |
|--|--|
| <ol style="list-style-type: none"> <li>1. Air California</li> <li>2. American Airlines</li> <li>3. British Overseas Airways</li> <li>4. Canadian Pacific Air Lines</li> <li>5. Delta Air Lines, Inc.</li> <li>6. Flying Tiger Line, Inc.</li> <li>7. Japan Air Lines</li> <li>8. Lufthansa German Airlines</li> <li>9. National Airlines</li> <li>10. Pacific Air Lines</li> </ol> | <ol style="list-style-type: none"> <li>11. Pacific Southwest Airlines</li> <li>12. Pan American World Airways</li> <li>13. Philippine Airlines</li> <li>14. Qantas Airways, Ltd.</li> <li>15. SF-OAK Helicopter Airlines</li> <li>16. Trans World Airlines</li> <li>17. United Air Lines</li> <li>18. West Coast Airlines</li> <li>19. Western Airlines</li> </ol> |
|--|--|

6/5/68



F  
82,20  
#1  
y 1968 -  
y 1967

PUBLIC UTILITIES COMMISSION  
CITY AND COUNTY OF SAN FRANCISCO  
SAN FRANCISCO INTERNATIONAL AIRPORT

DOCUMENTS  
JUL 5 1968  
SAN FRANCISCO  
PUBLIC LIBRARY

TO: General Manager of Public Utilities  
FROM: George F. Hansen, General Manager, Airport Department  
SUBJECT: Comparative Traffic Report, including Statistics of Commercial,  
Domestic and International Air Carrier Revenue Flights for the  
Months of May 1968 and May 1967.

	<u>MAY</u> <u>1968</u>	<u>MAY</u> <u>1967</u>	<u>INCREASE</u> <u>-DECREASE</u>	<u>PERCENT-</u> <u>AGE</u>
AIRLINE ARRIVALS & DEPARTURES (F.A.A. Tower)	25,082	22,161	2,921	13.2
PASSENGERS, IN AND OUT	1,105,431	977,596	127,835	13.1
Passengers, In	553,304	487,813	65,491	13.4
Passengers, Out	552,127	489,783	62,344	12.7
PASSENGERS, ON AND OFF	1,064,809	938,846	125,963	13.4
Passengers, On	531,916	470,408	61,508	13.1
Passengers, Off	532,893	468,438	64,455	13.8
TOTAL MAIL BY AIR	23,248,256.7	17,727,279	5,520,977.7	31.1
AIR MAIL POUNDS, ON AND OFF	17,253,567.7	15,462,629	1,790,938.7	11.6
Air Mail Pounds, On	9,978,334	9,059,230	919,104	10.1
Air Mail Pounds, Off	7,275,233.7	6,403,399	871,834.7	13.6
FIRST CLASS MAIL, ON AND OFF	5,994,689	2,264,650	3,730,039	164.7
First Class Mail, On	2,340,160	1,085,453	1,254,707	115.6
First Class Mail, Off	3,654,529	1,179,197	2,475,332	209.9
EXPRESS POUNDS, ON AND OFF	1,411,025	1,474,252	- 63,227	- 4.3
Express Pounds, On	685,088	721,845	- 36,757	- 5.1
Express Pounds, Off	725,937	752,407	- 26,470	- 3.5
FREIGHT POUNDS, ON AND OFF	51,087,735	43,528,872	7,558,863	17.4
Freight Pounds, On	32,028,661	27,054,693	4,973,968	18.4
Freight Pounds, Off	19,059,074	16,474,179	2,584,895	15.7

COMPILATION INCLUDES STATISTICS FROM THE FOLLOWING FOR MAY 1968:

- |                                  |                                    |
|----------------------------------|------------------------------------|
| 1. Air California                | 11. Pacific Southwest Airlines     |
| 2. American Airlines             | 12. Pan American World Airways     |
| 3. British Overseas Airways      | 13. Philippine Airlines            |
| 4. Canadian Pacific Air Lines    | 14. Qantas Airways, Ltd.           |
| 5. Delta Air Lines, Inc.         | 15. SF-OAK Helicopter Airlines     |
| 6. Flying Tiger Line, Inc.       | 16. Trans World Airlines           |
| 7. Japan Air Lines               | 17. United Air Lines               |
| 8. Lufthansa German Airlines     | 18. West Coast Airlines (Air West) |
| 9. National Airlines             | 19. Western Airlines               |
| 10. Pacific Air Lines (Air West) |                                    |

...

...

...

...



PUBLIC UTILITIES COMMISSION  
CITY AND COUNTY OF SAN FRANCISCO  
SAN FRANCISCO INTERNATIONAL AIRPORT

TO: General Manager of Public Utilities

FROM: George F. Hansen, General Manager, Airport Department

SUBJECT: Comparative Traffic Report, including Statistics of Commercial, Domestic and International Air Carrier Revenue Flights for the Months of June 1968 and June 1967.

	<u>JUNE</u> <u>1968</u>	<u>JUNE</u> <u>1967</u>	<u>INCREASE</u> <u>-DECREASE</u>	<u>PERCENT-</u> <u>AGE</u>
AIRLINE ARRIVALS & DEPARTURES (F.A.A. Tower)	24,715	21,978	2,737	12.5
PASSENGERS, IN AND OUT	1,374,717	1,197,481	177,236	14.8
Passengers, In	682,642	593,254	89,388	15.1
Passengers, Out	692,075	604,227	87,848	14.5
PASSENGERS, ON AND OFF	1,332,263	1,149,315	182,948	15.9
Passengers, On	670,848	580,144	90,704	15.6
Passengers, Off	661,415	569,171	92,244	16.2
TOTAL MAIL BY AIR	21,518,896.8	16,432,330	5,086,566.8	31.0
AIR MAIL POUNDS, ON AND OFF	15,924,909.8	14,119,636	1,805,273.8	12.8
Air Mail Pounds, On	9,126,800	7,644,367	1,482,433	19.4
Air Mail Pounds, Off	6,798,109.8	6,475,269	322,840.8	5.0
FIRST CLASS MAIL, ON AND OFF	5,593,987	2,312,694	3,281,293	141.9
First Class Mail, On	2,205,097	1,049,751	1,155,346	110.1
First Class Mail, Off	3,388,890	1,262,943	2,125,947	168.3
EXPRESS POUNDS, ON AND OFF	1,412,765	1,482,075	- 69,310	- 4.7
Express Pounds, On	693,680	710,870	- 17,190	- 2.42
Express Pounds, Off	719,085	771,205	- 52,120	- 6.8
FREIGHT POUNDS, ON AND OFF	47,806,467	46,729,396	1,077,071	2.3
Freight Pounds, On	28,677,795	27,924,205	753,590	2.7
Freight Pounds, Off	19,128,672	18,805,191	323,481	1.7

COMPILATION INCLUDES STATISTICS FROM THE FOLLOWING FOR JUNE 1968:

- |                                  |                                    |
|----------------------------------|------------------------------------|
| 1. Air California                | 11. Pacific Southwest Airlines     |
| 2. American Airlines             | 12. Pan American World Airways     |
| 3. British Overseas Airways      | 13. Philippine Airlines            |
| 4. Canadian Pacific Air Lines    | 14. Qantas Airways, Ltd.           |
| 5. Delta Air Lines, Inc.         | 15. SF-OAK Helicopter Airlines     |
| 6. Flying Tiger Line, Inc.       | 16. Trans World Airlines           |
| 7. Japan Air Lines               | 17. United Air Lines               |
| 8. Lufthansa German Airlines     | 18. West Coast Airlines (Air West) |
| 9. National Airlines             | 19. Western Airlines               |
| 10. Pacific Air Lines (Air West) |                                    |

# Handwritten Title

Handwritten text at the top of the page, possibly a date or reference number.

Column 1	Column 2	Column 3	Column 4	Column 5
1				
2				
3				
4				
5				
6				
7				
8				
9				
10				

Handwritten text at the bottom of the page, possibly a signature or footer.

PUBLIC UTILITIES COMMISSION  
CITY AND COUNTY OF SAN FRANCISCO  
SAN FRANCISCO INTERNATIONAL AIRPORT

TO: General Manager of Public Utilities

FROM: George F. Hansen, General Manager, Airport Department

SUBJECT: Comparative Traffic Report, including Statistics of Commercial, Domestic and International Air Carrier Revenue Flights for the Months of July 1968 and July 1967.

	<u>JULY</u> <u>1968</u>	<u>JULY</u> <u>1967</u>	<u>INCREASE</u> <u>-DECREASE</u>	<u>PERCENT-</u> <u>AGE</u>
AIRLINE ARRIVALS & DEPARTURES (F.A.A. Tower)	26,214	23,424	2,790	11.9
PASSENGERS, IN AND OUT	1,328,142	1,235,364	92,778	7.5
Passengers, In	665,056	623,117	41,939	6.7
Passengers, Out	663,086	612,247	50,839	8.3
PASSENGERS, ON AND OFF	1,283,984	1,195,158	88,826	7.4
Passengers, On	641,002	592,144	48,858	8.2
Passengers, Off	642,982	603,014	39,968	6.6
TOTAL MAIL BY AIR	22,727,148	15,834,856	6,892,292	43.5
AIR MAIL POUNDS, ON AND OFF	17,104,698	13,645,818	3,458,880	25.3
Air Mail Pounds, On	8,615,817	7,591,074	1,024,743	13.5
Air Mail Pounds, Off	8,488,881	6,054,744	2,434,137	40.2
FIRST CLASS MAIL, ON AND OFF	5,622,450	2,189,038	3,433,412	156.8
First Class Mail, On	2,219,300	1,002,227	1,217,073	121.4
First Class Mail, Off	3,403,150	1,186,811	2,216,339	186.7
EXPRESS POUNDS, ON AND OFF	1,537,952	1,385,044	152,908	11.0
Express Pounds, On	753,396	643,526	109,870	17.1
Express Pounds, Off	784,556	741,518	43,038	5.8
FREIGHT POUNDS, ON AND OFF	47,982,022	41,832,748	6,149,274	14.7
Freight Pounds, On	27,743,850	24,488,680	3,255,170	13.3
Freight Pounds, Off	20,238,172	17,344,068	2,894,104	16.7

COMPILATION INCLUDES STATISTICS FROM THE FOLLOWING FOR JULY 1968:

- |                              |                                |
|------------------------------|--------------------------------|
| 1. Air California            | 11. Pacific Southwest Airlines |
| 2. Air West                  | 12. Pan American World Airways |
| 3. American Airlines         | 13. Philippine Airlines        |
| 4. British Overseas Airways  | 14. Qantas Airways, Ltd.       |
| 5. Canadian Pacific Airlines | 15. SF-OAK Helicopter Airlines |
| 6. Delta Air Lines           | 16. Trans World Airlines       |
| 7. Flying Tiger Line         | 17. United Air Lines           |
| 8. Japan Airlines            | 18. Western Airlines           |
| 9. Lufthansa German Airlines |                                |
| 10. National Airlines        |                                |

10/1/68

THE UNIVERSITY OF CHICAGO

Department of Chemistry

Office of the Director

Chicago, Illinois

Year	Month	Day	Time	Location	Event
1950	Jan	15	10:00 AM	Chem 500	Meeting
1950	Feb	10	11:00 AM	Chem 500	Meeting
1950	Mar	5	10:00 AM	Chem 500	Meeting
1950	Apr	1	10:00 AM	Chem 500	Meeting
1950	May	1	10:00 AM	Chem 500	Meeting
1950	Jun	1	10:00 AM	Chem 500	Meeting
1950	Jul	1	10:00 AM	Chem 500	Meeting
1950	Aug	1	10:00 AM	Chem 500	Meeting
1950	Sep	1	10:00 AM	Chem 500	Meeting
1950	Oct	1	10:00 AM	Chem 500	Meeting
1950	Nov	1	10:00 AM	Chem 500	Meeting
1950	Dec	1	10:00 AM	Chem 500	Meeting

Director

Chairman

Members

SF  
 82.20  
 #1  
 August 1968 +  
 August 1967

OCT 3 1968

SAN FRANCISCO  
 PUBLIC UTILITIES COMMISSION  
 CITY AND COUNTY OF SAN FRANCISCO  
 SAN FRANCISCO INTERNATIONAL AIRPORT

TO: General Manager of Public Utilities

FROM: George F. Hansen, General Manager, Airport Department

SUBJECT: Comparative Traffic Report, including Statistics of Commercial, Domestic and International Air Carrier Revenue Flights for the Months of August 1968 and August 1967.

	<u>AUGUST</u> <u>1968</u>	<u>AUGUST</u> <u>1967</u>	<u>INCREASE</u> <u>(DECREASE)</u>	<u>PERCENT-</u> <u>AGE</u>
AIRLINE ARRIVALS & DEPARTURES (F.A.A. Tower)	26,618	24,180	2,438	10.1
PASSENGERS, IN AND OUT	1,539,306	1,367,213	172,093	12.6
Passengers, In	779,184	682,557	96,627	14.2
Passengers, Out	760,122	684,656	75,466	11.0
PASSENGERS, ON AND OFF	1,490,420	1,333,001	157,419	11.8
Passengers, On	735,679	667,550	68,129	10.2
Passengers, Off	754,741	665,451	89,290	13.4
TOTAL MAIL BY AIR	22,010,835	17,213,781	4,797,054	27.9
AIR MAIL POUNDS, ON AND OFF	16,385,791	14,818,848	1,566,943	10.6
Air Mail Pounds, On	9,235,642	8,173,350	1,062,292	13.0
Air Mail Pounds, Off	7,150,149	6,645,498	504,651	7.6
FIRST CLASS MAIL, ON AND OFF	5,625,044	2,394,933	3,230,111	134.9
First Class Mail, On	2,270,341	1,115,875	1,154,466	103.5
First Class Mail, Off	3,354,703	1,279,058	2,075,645	162.3
EXPRESS POUNDS, ON AND OFF	1,660,788	1,552,225	108,563	7.0
Express Pounds, On	753,771	742,054	11,717	1.6
Express Pounds, Off	907,017	810,171	96,846	12.0
FREIGHT POUNDS, ON AND OFF	49,823,138	43,720,201	6,102,937	14.0
Freight Pounds, On	29,279,005	25,335,865	3,943,140	15.6
Freight Pounds, Off	20,544,133	18,384,336	2,159,797	11.7

COMPILATION INCLUDES STATISTICS FROM THE FOLLOWING FOR AUGUST 1968:

- |                              |                                |
|------------------------------|--------------------------------|
| 1. American Airlines         | 10. National Airlines          |
| 2. Air California            | 11. Pacific Southwest Airlines |
| 3. Air West                  | 12. Pan American World Airways |
| 4. British Overseas Airways  | 13. Philippine Airlines        |
| 5. Canadian Pacific Airlines | 14. Qantas Airways, Ltd.       |
| 6. Delta Air Lines           | 15. SF-OAK Helicopter Airlines |
| 7. Flying Tiger Line         | 16. Trans World Airlines       |
| 8. Japan Airlines            | 17. United Air Lines           |
| 9. Lufthansa German Airlines | 18. Western Airlines           |

STATE OF NEW YORK  
OFFICE OF THE COMPTROLLER  
INVESTIGATION REPORT

REPORT NO. 100

DATE OF REPORT: 1987

PERIOD OF INVESTIGATION: 1985-1987

Item	Description	Amount	Category
1	...	...	...
2	...	...	...
3	...	...	...
4	...	...	...
5	...	...	...
6	...	...	...
7	...	...	...
8	...	...	...
9	...	...	...
10	...	...	...
11	...	...	...
12	...	...	...
13	...	...	...
14	...	...	...
15	...	...	...
16	...	...	...
17	...	...	...
18	...	...	...
19	...	...	...
20	...	...	...
21	...	...	...
22	...	...	...
23	...	...	...
24	...	...	...
25	...	...	...
26	...	...	...
27	...	...	...
28	...	...	...
29	...	...	...
30	...	...	...
31	...	...	...
32	...	...	...
33	...	...	...
34	...	...	...
35	...	...	...
36	...	...	...
37	...	...	...
38	...	...	...
39	...	...	...
40	...	...	...
41	...	...	...
42	...	...	...
43	...	...	...
44	...	...	...
45	...	...	...
46	...	...	...
47	...	...	...
48	...	...	...
49	...	...	...
50	...	...	...
51	...	...	...
52	...	...	...
53	...	...	...
54	...	...	...
55	...	...	...
56	...	...	...
57	...	...	...
58	...	...	...
59	...	...	...
60	...	...	...
61	...	...	...
62	...	...	...
63	...	...	...
64	...	...	...
65	...	...	...
66	...	...	...
67	...	...	...
68	...	...	...
69	...	...	...
70	...	...	...
71	...	...	...
72	...	...	...
73	...	...	...
74	...	...	...
75	...	...	...
76	...	...	...
77	...	...	...
78	...	...	...
79	...	...	...
80	...	...	...
81	...	...	...
82	...	...	...
83	...	...	...
84	...	...	...
85	...	...	...
86	...	...	...
87	...	...	...
88	...	...	...
89	...	...	...
90	...	...	...
91	...	...	...
92	...	...	...
93	...	...	...
94	...	...	...
95	...	...	...
96	...	...	...
97	...	...	...
98	...	...	...
99	...	...	...
100	...	...	...

TOTAL: ...

...

F  
82.20  
#1  
Sept '68 & Sept. '67

DOCUMENTS

NOV 7 1968

SAN FRANCISCO  
PUBLIC LIBRARY

PUBLIC UTILITIES COMMISSION  
CITY AND COUNTY OF SAN FRANCISCO  
SAN FRANCISCO INTERNATIONAL AIRPORT

TO: General Manager of Public Utilities  
FROM: George F. Hansen, General Manager, Airport Department  
SUBJECT: Comparative Traffic Report, including Statistics of Commercial, Domestic and International Air Carrier Revenue Flights for the Months of September 1968 and September 1967.

	<u>SEPTEMBER</u> <u>1968</u>	<u>SEPTEMBER</u> <u>1967</u>	<u>INCREASE</u> <u>(DECREASE)</u>	<u>PERCENT-</u> <u>AGE</u>
AIRLINE ARRIVALS & DEPARTURES (F.A.A. Tower)	25,373	23,025	2,348	10.2
PASSENGERS, IN AND OUT	1,224,658	1,161,443	63,215	5.4
Passengers, In	612,568	581,040	31,528	5.4
Passengers, Out	612,090	580,403	31,687	5.5
PASSENGERS, ON AND OFF	1,184,356	1,108,255	76,101	6.9
Passengers, On	591,747	554,312	37,435	6.8
Passengers, Off	592,609	553,943	38,666	7.0
TOTAL MAIL BY AIR	20,316,385	15,953,717	4,362,668	27.3
AIR MAIL POUNDS, ON AND OFF	14,596,361	13,510,842	1,085,519	8.0
Air Mail Pounds, On	8,307,937	7,441,369	866,568	11.6
Air Mail Pounds, Off	6,288,424	6,069,473	218,951	3.6
FIRST CLASS MAIL, ON AND OFF	5,720,024	2,442,875	3,277,149	134.2
First Class Mail, On	2,189,936	1,068,142	1,121,794	105.0
First Class Mail, Off	3,530,088	1,374,733	2,155,355	156.8
EXPRESS POUNDS, ON AND OFF	1,508,914	1,548,981	- 40,067	- 2.6
Express Pounds, On	706,657	761,356	- 54,699	- 7.2
Express Pounds, Off	802,257	787,625	14,632	1.9
FREIGHT POUNDS, ON AND OFF	50,124,775	41,838,820	8,285,955	19.8
Freight Pounds, On	28,207,407	23,058,043	5,149,364	22.3
Freight Pounds, Off	21,917,368	18,780,777	3,136,591	16.7

COMPILATION INCLUDES STATISTICS FROM THE FOLLOWING FOR SEPTEMBER 1968:

- |                              |                                |
|------------------------------|--------------------------------|
| 1. Air California            | 10. National Airlines          |
| 2. Air West                  | 11. Pacific Southwest Airlines |
| 3. American Airlines         | 12. Pan American World Airways |
| 4. British Overseas Airways  | 13. Philippine Airlines        |
| 5. Canadian Pacific Airlines | 14. Qantas Airways, Ltd.       |
| 6. Delta Air Lines           | 15. SF-OAK Helicopter Airlines |
| 7. Flying Tiger Line         | 16. Trans World Airlines       |
| 8. Japan Airlines            | 17. United Air Lines           |
| 9. Lufthansa German Airlines | 18. Western Airlines           |





2.20  
#1  
1082 Oct. '67

PUBLIC UTILITIES COMMISSION  
CITY AND COUNTY OF SAN FRANCISCO  
SAN FRANCISCO INTERNATIONAL AIRPORT

DOCUMENTS  
DEC 1968  
SAN FRANCISCO  
PUBLIC LIBRARY


TO: General Manager of Public Utilities  
FROM: George F. Hansen, General Manager, Airport Department  
SUBJECT: Comparative Traffic Report, including Statistics of Commercial, Domestic and International Air Carrier Revenue Flights for the Months of October 1968 and October 1967.

	OCTOBER 1968	OCTOBER 1967	INCREASE (DECREASE)	PERCENT- AGE
AIRLINE ARRIVALS & DEPARTURES (F.A.A. Tower)	26,241	24,016	2,225	9.3
PASSENGERS, IN AND OUT	1,147,735	1,056,890	90,845	8.6
Passengers, In	574,169	534,130	40,039	7.5
Passengers, Out	573,566	522,760	50,806	9.7
PASSENGERS, ON AND OFF	1,110,817	1,017,148	93,669	9.2
Passengers, On	555,107	502,889	52,218	10.4
Passengers, Off	555,710	514,259	41,451	8.1
TOTAL MAIL BY AIR	23,491,415	19,034,655	4,456,760	23.4
AIR MAIL POUNDS, ON AND OFF	16,823,931	15,026,276	1,797,655	12.0
Air Mail Pounds, On	9,501,812	8,435,585	1,066,227	12.6
Air Mail Pounds, Off	7,322,119	6,590,691	731,428	11.1
FIRST CLASS MAIL, ON AND OFF	6,667,484	4,008,379	2,659,105	66.3
First Class Mail, On	2,482,660	1,938,764	543,896	28.1
First Class Mail, Off	4,184,824	2,069,615	2,115,209	102.2
EXPRESS POUNDS, ON AND OFF	1,653,859	1,577,550	76,309	4.8
Express Pounds, On	762,392	841,455	- 79,063	- 9.4
Express Pounds, Off	891,467	736,095	155,372	21.1
FREIGHT POUNDS, ON AND OFF	55,457,640	43,905,396	11,552,244	26.3
Freight Pounds, On	29,442,604	24,944,297	4,498,307	18.0
Freight Pounds, Off	26,015,036	18,961,099	7,053,937	37.2

COMPILATION INCLUDES STATISTICS FROM THE FOLLOWING FOR OCTOBER 1968:

- |                              |                                |
|------------------------------|--------------------------------|
| 1. Air California            | 10. National Airlines          |
| 2. Air West                  | 11. Pacific Southwest Airlines |
| 3. American Airlines         | 12. Pan American World Airways |
| 4. British Overseas Airways  | 13. Philippine Airlines        |
| 5. Canadian Pacific Airlines | 14. Qantas Airways, Ltd.       |
| 6. Delta Air Lines           | 15. SF-OAK Helicopter Airlines |
| 7. Flying Tiger Line         | 16. Trans World Airlines       |
| 8. Japan Airlines            | 17. United Air Lines           |
| 9. Lufthansa German Airlines | 18. Western Airlines           |

12/3/68



32.20  
#1

'68 + Nov. '67

PUBLIC UTILITIES COMMISSION  
CITY AND COUNTY OF SAN FRANCISCO  
SAN FRANCISCO INTERNATIONAL AIRPORT

TO: General Manager of Public Utilities  
FROM: George F. Hansen, General Manager, Airport Department  
SUBJECT: Comparative Traffic Report, including Statistics of Commercial, Domestic and International Air Carrier Revenue Flights for the Months of November 1968 and November 1967.

	NOVEMBER 1968	NOVEMBER 1967	INCREASE (DECREASE)	PERCENT- AGE
AIRLINE ARRIVALS & DEPARTURES (F.A.A. Tower)	24,636	22,681	1,955	8.6
PASSENGERS, IN AND OUT	1,068,948	977,961	90,987	9.3
Passengers, In	535,213	489,093	46,120	9.4
Passengers, Out	533,735	488,868	44,867	9.2
PASSENGERS, ON AND OFF	994,328	943,821	50,507	5.4
Passengers, On	496,425	471,798	24,627	5.2
Passengers, Off	497,903	472,023	25,880	5.5
TOTAL MAIL BY AIR	27,945,510	21,433,557	6,511,953	30.4
AIR MAIL POUNDS, ON AND OFF	17,963,235	17,090,645	872,590	5.1
Air Mail Pounds, On	10,462,441	9,538,344	924,097	9.7
Air Mail Pounds, Off	7,500,794	7,552,301	- 51,507	- 6.8
FIRST CLASS MAIL, ON AND OFF	9,982,275	4,342,912	5,639,363	129.9
First Class Mail, On	3,456,052	2,013,274	1,442,778	71.7
First Class Mail, Off	6,526,223	2,329,638	4,196,585	180.1
EXPRESS POUNDS, ON AND OFF	1,497,799	1,387,101	110,698	8.0
Express Pounds, On	695,617	664,600	31,017	4.7
Express Pounds, Off	802,182	722,501	79,681	11.0
FREIGHT POUNDS, ON AND OFF	50,239,541	40,285,993	9,953,548	24.7
Freight Pounds, On	26,936,891	22,104,555	4,832,336	21.9
Freight Pounds, Off	23,302,650	18,181,438	5,121,212	28.2

COMPILATION INCLUDES STATISTICS FROM THE FOLLOWING FOR NOVEMBER 1968:

- |                              |                                |
|------------------------------|--------------------------------|
| 1. Air California            | 10. National Airlines          |
| 2. Air West                  | 11. Pacific Southwest Airlines |
| 3. American Airlines         | 12. Pan American World Airways |
| 4. British Overseas Airways  | 13. Philippine Airlines        |
| 5. Canadian Pacific Airlines | 14. Qantas Airways, Ltd.       |
| 6. Delta Air Lines           | 15. SF-OAK Helicopter Airlines |
| 7. Flying Tiger Line         | 16. Trans World Airlines       |
| 8. Japan Airlines            | 17. United Air Lines           |
| 9. Lufthansa German Airlines | 18. Western Airlines           |

1917  
 ...  
 ...

No.	Date	Description	Amount	Total
1	Jan 1	Balance	100.00	100.00
2	Jan 5	...	...	...
3	Jan 10	...	...	...
4	Jan 15	...	...	...
5	Jan 20	...	...	...
6	Jan 25	...	...	...
7	Jan 30	...	...	...
8	Feb 1	...	...	...
9	Feb 5	...	...	...
10	Feb 10	...	...	...
11	Feb 15	...	...	...
12	Feb 20	...	...	...
13	Feb 25	...	...	...
14	Feb 30	...	...	...
15	Mar 1	...	...	...
16	Mar 5	...	...	...
17	Mar 10	...	...	...
18	Mar 15	...	...	...
19	Mar 20	...	...	...
20	Mar 25	...	...	...
21	Mar 30	...	...	...
22	Apr 1	...	...	...
23	Apr 5	...	...	...
24	Apr 10	...	...	...
25	Apr 15	...	...	...
26	Apr 20	...	...	...
27	Apr 25	...	...	...
28	Apr 30	...	...	...
29	May 1	...	...	...
30	May 5	...	...	...
31	May 10	...	...	...
32	May 15	...	...	...
33	May 20	...	...	...
34	May 25	...	...	...
35	May 30	...	...	...
36	Jun 1	...	...	...
37	Jun 5	...	...	...
38	Jun 10	...	...	...
39	Jun 15	...	...	...
40	Jun 20	...	...	...
41	Jun 25	...	...	...
42	Jun 30	...	...	...
43	Jul 1	...	...	...
44	Jul 5	...	...	...
45	Jul 10	...	...	...
46	Jul 15	...	...	...
47	Jul 20	...	...	...
48	Jul 25	...	...	...
49	Jul 30	...	...	...
50	Aug 1	...	...	...
51	Aug 5	...	...	...
52	Aug 10	...	...	...
53	Aug 15	...	...	...
54	Aug 20	...	...	...
55	Aug 25	...	...	...
56	Aug 30	...	...	...
57	Sep 1	...	...	...
58	Sep 5	...	...	...
59	Sep 10	...	...	...
60	Sep 15	...	...	...
61	Sep 20	...	...	...
62	Sep 25	...	...	...
63	Sep 30	...	...	...
64	Oct 1	...	...	...
65	Oct 5	...	...	...
66	Oct 10	...	...	...
67	Oct 15	...	...	...
68	Oct 20	...	...	...
69	Oct 25	...	...	...
70	Oct 30	...	...	...
71	Nov 1	...	...	...
72	Nov 5	...	...	...
73	Nov 10	...	...	...
74	Nov 15	...	...	...
75	Nov 20	...	...	...
76	Nov 25	...	...	...
77	Nov 30	...	...	...
78	Dec 1	...	...	...
79	Dec 5	...	...	...
80	Dec 10	...	...	...
81	Dec 15	...	...	...
82	Dec 20	...	...	...
83	Dec 25	...	...	...
84	Dec 30	...	...	...
85	Total			

PUBLIC UTILITIES COMMISSION  
CITY AND COUNTY OF SAN FRANCISCO  
SAN FRANCISCO INTERNATIONAL AIRPORT

TO: General Manager of Public Utilities

FROM: George F. Hansen, General Manager, Airport Department

SUBJECT: Comparative Traffic Report, including Statistics of Commercial, Domestic and International Air Carrier Revenue Flights for the Months of December 1968 and December 1967.

	<u>DECEMBER 1968</u>	<u>DECEMBER 1967</u>	<u>INCREASE (DECREASE)</u>	<u>PERCENT- AGE</u>
AIRLINE ARRIVALS & DEPARTURES (F.A.A. Tower)	25,564	23,652	1,912	8.1
PASSENGERS, IN AND OUT	1,235,079	1,077,106	157,973	14.7
Passengers, In	607,087	529,893	77,194	14.6
Passengers, Out	627,992	547,213	80,779	14.8
PASSENGERS, ON AND OFF	1,179,493	1,029,472	150,021	14.6
Passengers, On	600,199	512,530	87,669	17.1
Passengers, Off	579,294	516,942	62,352	12.1
TOTAL MAIL BY AIR	31,887,961	28,640,029.1	3,247,931.9	11.3
AIR MAIL POUNDS, ON AND OFF	22,154,758	22,276,062.1	- 121,304.1	-.5
Air Mail Pounds, On	12,927,384	12,575,645	351,739	2.8
Air Mail Pounds, Off	9,227,374	9,700,417.1	- 473,043.1	-4.9
FIRST CLASS MAIL, ON AND OFF	9,733,203	6,363,967	3,369,236	52.9
First Class Mail, On	3,941,289	2,974,336	966,953	32.5
First Class Mail, Off	5,791,914	3,389,631	2,402,283	70.9
EXPRESS POUNDS, ON AND OFF	1,434,066	1,518,051	- 83,985	- 5.5
Express Pounds, On	648,672	737,915	- 89,243	-12.1
Express Pounds, Off	785,394	780,136	5,258	.7
FREIGHT POUNDS, ON AND OFF	47,194,417	38,035,830	9,158,587	24.1
Freight Pounds, On	25,920,741	18,212,636	7,708,105	42.3
Freight Pounds, Off	21,273,676	19,823,194	1,450,482	7.3

COMPILATION INCLUDES STATISTICS FROM THE FOLLOWING FOR DECEMBER 1968:

- |                              |                                |
|------------------------------|--------------------------------|
| 1. Air California            | 10. National Airlines          |
| 2. Air West                  | 11. Pacific Southwest Airlines |
| 3. American Airlines         | 12. Pan American World Airways |
| 4. British Overseas Airways  | 13. Philippine Airlines        |
| 5. Canadian Pacific Airlines | 14. Qantas Airways, Ltd.       |
| 6. Delta Air Lines           | 15. SF-OAK Helicopter Airlines |
| 7. Flying Tiger Line         | 16. Trans World Airlines       |
| 8. Japan Air Lines           | 17. United Air Lines           |
| 9. Lufthansa German Airlines | 18. Western Airlines           |

THE STATE OF CALIFORNIA  
 COUNTY OF \_\_\_\_\_

I, \_\_\_\_\_

do hereby certify that \_\_\_\_\_

\_\_\_\_\_ is a duly \_\_\_\_\_

\_\_\_\_\_ of the County of \_\_\_\_\_ State of California

\_\_\_\_\_ on \_\_\_\_\_ 19\_\_\_\_

\_\_\_\_\_

\_\_\_\_\_

\_\_\_\_\_

\_\_\_\_\_

\_\_\_\_\_

\_\_\_\_\_

\_\_\_\_\_

2.20

1

n.'69 + Jan '68

DOCUMENTS

MAR 5 1969

SAN FRANCISCO  
PUBLIC LIBRARY

PUBLIC UTILITIES COMMISSION  
CITY AND COUNTY OF SAN FRANCISCO  
SAN FRANCISCO INTERNATIONAL AIRPORT

TO: General Manager of Public Utilities  
FROM: George F. Hansen, General Manager, Airport Department  
SUBJECT: Comparative Traffic Report, including Statistics of Commercial,  
Domestic and International Air Carrier Revenue Flights for the  
Months of January 1969 and January 1968.

	<u>JANUARY</u> <u>1969</u>	<u>JANUARY</u> <u>1968</u>	<u>INCREASE</u> <u>(DECREASE)</u>	<u>PERCENT-</u> <u>AGE</u>
AIRLINE ARRIVALS & DEPARTURES (F.A.A. Tower)	25,645	23,152	2,493	10.8
PASSENGERS, IN AND OUT	1,065,799	992,493	73,306	7.4
Passengers, In	543,582	503,008	40,574	8.1
Passengers, Out	522,217	489,485	32,732	6.7
PASSENGERS, ON AND OFF	1,021,203	949,517	71,686	7.5
Passengers, On	499,919	467,997	31,922	6.8
Passengers, Off	521,284	481,520	39,764	8.3
TOTAL MAIL BY AIR	21,678,325	19,562,112	2,116,213	10.8
AIR MAIL POUNDS, ON AND OFF	15,520,182	15,049,908	470,274	3.1
Air Mail Pounds, On	9,011,069	8,539,612	471,457	5.5
Air Mail Pounds, Off	6,509,113	6,510,296	-- 1,183	- .02
FIRST CLASS MAIL, ON AND OFF	6,158,143	4,512,204	1,645,939	36.5
First Class Mail, On	2,328,723	1,971,816	356,907	18.1
First Class Mail, Off	3,829,420	2,540,388	1,289,032	50.7
EXPRESS POUNDS, ON AND OFF	1,531,900	1,279,568	252,332	19.7
Express Pounds, On	687,573	593,538	94,035	15.8
Express Pounds, Off	844,327	686,030	158,297	23.1
FREIGHT POUNDS, ON AND OFF	44,385,062	34,752,380	9,632,682	27.7
Freight Pounds, On	22,543,314	17,545,900	4,997,414	28.5
Freight Pounds, Off	21,841,748	17,206,480	4,635,268	26.9

COMPILATION INCLUDES STATISTICS FROM THE FOLLOWING FOR JANUARY 1969:

- |                                   |                                |
|-----------------------------------|--------------------------------|
| 1. American Airlines              | 10. National Airlines          |
| 2. Air California                 | 11. Pacific Southwest Airlines |
| 3. Air West                       | 12. Pan American World Airways |
| 4. British Overseas Airways Corp. | 13. Philippine Airlines        |
| 5. Canadian Pacific Airlines      | 14. Qantas Airways, Ltd.       |
| 6. Delta Air Lines                | 15. SF-OAK Helicopter Airlines |
| 7. Flying Tiger Line              | 16. Trans World Airlines       |
| 8. Japan Airlines                 | 17. United Air Lines           |
| 9. Lufthansa German Airlines      | 18. Western Airlines           |

Faint text at the top left of the page, possibly a header or page number.

Faint text at the top center of the page, possibly a title or subtitle.

Faint text at the top right of the page, possibly a date or location.

Main body of faint text, appearing to be a list or a series of entries, possibly a table or a set of notes.

Faint text at the bottom of the page, possibly a footer or a concluding statement.



F

2.20

1

b. '69 + Feb. '68

PUBLIC UTILITIES COMMISSION  
CITY AND COUNTY OF SAN FRANCISCO  
SAN FRANCISCO INTERNATIONAL AIRPORT

DOCUMENTS

APR 2 1969

SAN FRANCISCO  
PUBLIC LIBRARY

TO: General Manager of Public Utilities

FROM: George F. Hansen, General Manager, Airport Department

SUBJECT: Comparative Traffic Report, including Statistics of Commercial, Domestic and International Air Carrier Revenue Flights for the Months of February 1969 and February 1968.

	<u>FEBRUARY</u> <u>1969</u>	<u>FEBRUARY</u> <u>1968</u>	<u>INCREASE</u> <u>(DECREASE)</u>	<u>PERCENT-</u> <u>AGE</u>
<b>AIRLINE ARRIVALS &amp; DEPARTURES</b>				
(F.A.A. Tower)	23,622	22,185	1,437	6.5
<b>PASSENGERS, IN AND OUT</b>				
Passengers, In	473,155	464,822	8,333	1.8
Passengers, Out	461,530	457,103	4,427	1.0
<b>PASSENGERS, ON AND OFF</b>				
Passengers, On	441,716	437,509	4,207	1.0
Passengers, Off	453,341	445,232	8,109	1.8
TOTAL MAIL BY AIR	20,402,196	20,321,430	80,766	.4
<b>AIR MAIL POUNDS, ON AND OFF</b>				
Air Mail Pounds, On	8,531,490	8,007,815	523,675	6.5
Air Mail Pounds, Off	6,108,266	6,886,211	-777,945	-11.3
<b>FIRST CLASS MAIL, ON AND OFF</b>				
First Class Mail, On	2,130,101	2,296,566	-166,465	- 7.2
First Class Mail, Off	3,632,339	3,130,838	501,501	16.0
<b>EXPRESS POUNDS, ON AND OFF</b>				
Express Pounds, On	654,283	559,513	94,770	16.9
Express Pounds, Off	684,231	639,280	44,951	7.0
<b>FREIGHT POUNDS, ON AND OFF</b>				
Freight Pounds, On	21,985,621	19,639,156	2,346,465	11.9
Freight Pounds, Off	17,926,289	17,170,376	755,913	4.4

COMPILATION INCLUDES STATISTICS FROM THE FOLLOWING FOR FEBRUARY 1969:

- |                                   |                                |
|-----------------------------------|--------------------------------|
| 1. American Airlines              | 11. Pacific Southwest Airlines |
| 2. Air California                 | 12. Pan American World Airways |
| 3. Air West                       | 13. Philippine Airlines        |
| 4. Braniff International          | 14. Qantas Airways, Ltd.       |
| 5. British Overseas Airways Corp. | 15. SF-OAK Helicopter Airlines |
| 6. Canadian Pacific Airlines      | 16. Skymark Airlines           |
| 7. Delta Air Lines                | 17. Trans World Airlines       |
| 8. Flying Tiger Line              | 18. United Air Lines           |
| 9. Japan Airlines                 | 19. Western Airlines           |
| 10. National Airlines             |                                |

THE UNIVERSITY OF CHICAGO

Department of Chemistry  
Chicago, Illinois

No.	Name	Address	City	State	Country
1	...	...	...	...	...
2	...	...	...	...	...
3	...	...	...	...	...
4	...	...	...	...	...
5	...	...	...	...	...
6	...	...	...	...	...
7	...	...	...	...	...
8	...	...	...	...	...
9	...	...	...	...	...
10	...	...	...	...	...
11	...	...	...	...	...
12	...	...	...	...	...
13	...	...	...	...	...
14	...	...	...	...	...
15	...	...	...	...	...
16	...	...	...	...	...
17	...	...	...	...	...
18	...	...	...	...	...
19	...	...	...	...	...
20	...	...	...	...	...
21	...	...	...	...	...
22	...	...	...	...	...
23	...	...	...	...	...
24	...	...	...	...	...
25	...	...	...	...	...
26	...	...	...	...	...
27	...	...	...	...	...
28	...	...	...	...	...
29	...	...	...	...	...
30	...	...	...	...	...
31	...	...	...	...	...
32	...	...	...	...	...
33	...	...	...	...	...
34	...	...	...	...	...
35	...	...	...	...	...
36	...	...	...	...	...
37	...	...	...	...	...
38	...	...	...	...	...
39	...	...	...	...	...
40	...	...	...	...	...
41	...	...	...	...	...
42	...	...	...	...	...
43	...	...	...	...	...
44	...	...	...	...	...
45	...	...	...	...	...
46	...	...	...	...	...
47	...	...	...	...	...
48	...	...	...	...	...
49	...	...	...	...	...
50	...	...	...	...	...

...

PUBLIC UTILITIES COMMISSION  
CITY AND COUNTY OF SAN FRANCISCO  
SAN FRANCISCO INTERNATIONAL AIRPORT

DOCUMENTS

MAY 8 1969

SAN FRANCISCO  
PUBLIC LIBRARY

TO: General Manager of Public Utilities

FROM: George F. Hansen, General Manager, Airport Department

SUBJECT: Comparative Traffic Report, including Statistics of Commercial, Domestic and International Air Carrier Revenue Flights for the Months of March 1969 and March 1968.

	<u>MARCH</u> <u>1969</u>	<u>MARCH</u> <u>1968</u>	<u>INCREASE</u> <u>(DECREASE)</u>	<u>PERCENT-</u> <u>AGE</u>
<b>AIRLINE ARRIVALS &amp; DEPARTURES</b>				
(F.A.A. Tower)	25,154	23,871	1,283	5.4
<b>PASSENGERS, IN AND OUT</b>				
Passengers, In	1,088,798	1,061,031	27,767	2.6
Passengers, Out	522,686	531,921	- 9,235	- 1.7
	566,112	529,110	37,002	7.0
<b>PASSENGERS, ON AND OFF</b>				
Passengers, On	1,066,508	1,015,827	50,681	4.9
Passengers, Off	538,433	506,508	31,925	6.3
	528,075	509,319	18,756	3.7
<b>TOTAL MAIL BY AIR</b>	22,483,680	22,902,831	- 419,151	- 1.8
<b>AIR MAIL POUNDS, ON AND OFF</b>				
Air Mail Lbs., On	16,001,310	16,567,103	- 565,793	- 3.4
Air Mail Lbs., Off	9,407,701	8,939,736	464,965	5.2
	6,596,609	7,627,367	-1,030,758	-13.5
<b>FIRST CLASS MAIL, ON AND OFF</b>				
First Class Mail, On	6,482,370	6,335,728	146,642	2.3
First Class Mail, Off	2,397,508	2,603,817	- 206,309	- 7.9
	4,084,862	3,731,911	352,951	9.5
<b>EXPRESS POUNDS, ON AND OFF</b>				
Express Pounds, On	1,453,114	1,458,069	- 4,955	- .3
Express Pounds, Off	697,772	737,630	- 39,858	- 5.4
	755,342	720,439	34,903	4.8
<b>FREIGHT POUNDS, ON AND OFF</b>				
Freight Pounds, On	46,129,185	41,947,952	4,181,233	10.0
Freight Pounds, Off	26,325,254	22,148,749	4,176,505	18.9
	19,803,931	19,799,203	4,728	.025

COMPILATION INCLUDES STATISTICS FROM THE FOLLOWING FOR MARCH, 1969:

- |                                   |                                |
|-----------------------------------|--------------------------------|
| 1. American Airlines              | 12. Pacific Southwest Airlines |
| 2. Air California                 | 13. Pan American World Airways |
| 3. Air West                       | 14. Philippine Airlines        |
| 4. Braniff International          | 15. Qantas Airways, Ltd.       |
| 5. British Overseas Airways Corp. | 16. SF-OAK Helicopter Airlines |
| 6. Canadian Pacific Airlines      | 17. Skymark Airlines, Inc.     |
| 7. Delta Air Lines                | 18. Swift Aire Lines, Inc.     |
| 8. Flying Tiger Line              | 19. Trans World Airlines       |
| 9. Golden Pacific Airlines, Inc.  | 20. United Air Lines           |
| 10. Japan Airlines                | 21. Western Airlines           |
| 11. National Airlines             |                                |

5/1/69

First main section of text, consisting of several lines of faint, illegible characters.

Second main section of text, continuing the faint, illegible content.

Third main section of text, with faint, illegible characters.

Fourth main section of text, continuing the faint, illegible content.

Fifth main section of text, with faint, illegible characters.

Sixth main section of text, continuing the faint, illegible content.

Final section of text at the bottom of the page, consisting of faint, illegible characters.

F April '69 + April '68

32.20

#1

DOCUMENTS

JUN - 5 1969

PUBLIC UTILITIES COMMISSION  
CITY AND COUNTY OF SAN FRANCISCO  
SAN FRANCISCO INTERNATIONAL AIRPORT

SAN FRANCISCO  
PUBLIC LIBRARY

TO: General Manager of Public Utilities

FROM: George F. Hansen, General Manager, Airport Department

SUBJECT: Comparative Traffic Report, including Statistics of Commercial,  
Domestic and International Air Carrier Revenue Flights for the  
Months of April 1969 and April 1968.

	APRIL 1969	APRIL 1968	INCREASE (DECREASE)	PERCENT AGE
AIRLINE ARRIVALS & DEPARTURES (F.A.A. Tower)	24,985	23,937	1,048	4.4
PASSENGERS, IN AND OUT	1,102,475	1,100,623	1,852	.17
Passengers, In	553,857	544,870	8,987	1.6
Passengers, Out	548,618	555,753	-7,135	-1.3
PASSENGERS, ON AND OFF	1,076,175	1,055,879	20,296	1.9
Passengers, On	532,468	533,381	- 913	-.17
Passengers, Off	543,707	522,498	21,209	4.1
TOTAL MAIL BY AIR	23,095,674	21,641,668	1,454,006	6.7
AIR MAIL POUNDS, ON AND OFF	16,771,184	15,706,538	1,064,646	6.8
Air Mail Pounds, On	10,051,729	9,021,188	1,030,541	11.4
Air Mail Pounds, Off	6,719,455	6,685,350	34,105	.51
FIRST CLASS MAIL, ON AND OFF	6,328,490	5,935,130	393,360	6.7
First Class Mail, On	2,471,122	2,431,891	39,231	1.6
First Class Mail, Off	3,857,368	3,503,239	354,129	10.1
EXPRESS POUNDS, ON AND OFF	1,480,598	1,276,502	204,096	16.0
Express Pounds, On	699,409	666,550	32,859	4.9
Express Pounds, Off	781,189	609,952	171,237	28.1
FREIGHT POUNDS, ON AND OFF	48,054,986	41,272,518	6,782,468	16.4
Freight Pounds, On	26,508,291	24,275,119	2,233,172	9.2
Freight Pounds, Off	21,546,695	16,997,399	4,549,296	26.8

COMPILATION INCLUDES STATISTICS FROM THE FOLLOWING FOR APRIL, 1969:

- |                                   |                                |
|-----------------------------------|--------------------------------|
| 1. Air California                 | 13. Pan American World Airways |
| 2. Air Lift International         | 14. Pacific Southwest Airlines |
| 3. Air West                       | 15. Philippine Airlines        |
| 4. American Airlines              | 16. Qantas Airways, Ltd.       |
| 5. Braniff International          | 17. SF-OAK Helicopter Airlines |
| 6. British Overseas Airways Corp. | 18. Skymark Airlines           |
| 7. Canadian Pacific Airlines      | 19. Swift Air Lines, Inc.      |
| 8. Delta Air Lines                | 20. Trans World Airlines       |
| 9. Flying Tiger Line              | 21. United Air Lines           |
| 10. Golden Pacific Airlines, Inc. | 22. Valley Airlines, Inc.      |
| 11. Japan Airlines                | 23. Western Airlines, Inc.     |
| 12. National Airlines             |                                |

6-1-69

THE UNIVERSITY OF CHICAGO

DEPARTMENT OF CHEMISTRY

RESEARCH REPORT NO. 100

BY J. H. GOLDSTEIN AND  
M. M. KROGER

TITLE

ADDITIONAL STUDIES ON THE  
POLYMERIZATION OF VINYL  
ACRYLATE

Run	[M] <sub>0</sub>	[M] <sub>t</sub>	[M] <sub>∞</sub>	k <sub>p</sub> /k <sub>t</sub>	k <sub>p</sub> /k <sub>t</sub> × 10 <sup>4</sup>
1	0.0100	0.0080	0.0060	1.5	15
2	0.0100	0.0070	0.0050	1.5	15
3	0.0100	0.0060	0.0040	1.5	15
4	0.0100	0.0050	0.0030	1.5	15
5	0.0100	0.0040	0.0020	1.5	15
6	0.0100	0.0030	0.0010	1.5	15
7	0.0100	0.0020	0.0005	1.5	15
8	0.0100	0.0010	0.0002	1.5	15
9	0.0100	0.0005	0.0001	1.5	15
10	0.0100	0.0002	0.0000	1.5	15

ADDITIONAL STUDIES ON THE  
POLYMERIZATION OF VINYL  
ACRYLATE

ADDITIONAL STUDIES ON THE  
POLYMERIZATION OF VINYL  
ACRYLATE

ADDITIONAL STUDIES ON THE  
POLYMERIZATION OF VINYL  
ACRYLATE

ADDITIONAL STUDIES ON THE  
POLYMERIZATION OF VINYL  
ACRYLATE

ADDITIONAL STUDIES ON THE  
POLYMERIZATION OF VINYL  
ACRYLATE

ADDITIONAL STUDIES ON THE  
POLYMERIZATION OF VINYL  
ACRYLATE

Run	[M] <sub>0</sub>	[M] <sub>t</sub>	[M] <sub>∞</sub>	k <sub>p</sub> /k <sub>t</sub>	k <sub>p</sub> /k <sub>t</sub> × 10 <sup>4</sup>
11	0.0100	0.0001	0.0000	1.5	15
12	0.0100	0.0000	0.0000	1.5	15
13	0.0100	0.0000	0.0000	1.5	15
14	0.0100	0.0000	0.0000	1.5	15
15	0.0100	0.0000	0.0000	1.5	15
16	0.0100	0.0000	0.0000	1.5	15
17	0.0100	0.0000	0.0000	1.5	15
18	0.0100	0.0000	0.0000	1.5	15
19	0.0100	0.0000	0.0000	1.5	15
20	0.0100	0.0000	0.0000	1.5	15

PUBLIC UTILITIES COMMISSION  
CITY AND COUNTY OF SAN FRANCISCO  
SAN FRANCISCO INTERNATIONAL AIRPORT

TO: General Manager of Public Utilities

FROM: George F. Hansen, General Manager, Airport Department

SUBJECT: Comparative Traffic Report, including Statistics of Commercial, Domestic and International Air Carrier Revenue Flights for the Months of May, 1969 and May, 1968.

	<u>MAY</u> <u>1969</u>	<u>MAY</u> <u>1968</u>	<u>INCREASE</u> <u>(DECREASE)</u>	<u>PERCENT-</u> <u>AGE</u>
<u>AIRLINE ARRIVALS &amp; DEPARTURES</u>				
(F.A.A. Tower)	25,797	25,082	715	2.9
<u>PASSENGERS, IN AND OUT</u>				
Passengers, In	1,176,462	1,105,431	71,031	6.4
Passengers, Out	584,620	553,304	31,316	5.7
Passengers, Out	591,842	552,127	39,715	7.2
<u>PASSENGERS, ON AND OFF</u>				
Passengers, On	1,132,654	1,064,809	67,845	6.4
Passengers, On	569,938	531,916	38,022	7.1
Passengers, Off	562,716	532,893	29,823	5.6
<u>TOTAL MAIL BY AIR</u>	22,092,291	23,248,256.7	-1,155,965.7	- 5.0
<u>AIR MAIL POUNDS, ON AND OFF</u>				
Air Mail Pounds, On	16,045,404	17,253,567.7	-1,208,163.7	- 7.0
Air Mail Pounds, On	9,264,571	9,978,334	- 713,763	- 7.2
Air Mail Pounds, Off	6,780,833	7,275,233.7	- 494,400.7	- 6.8
<u>FIRST CLASS MAIL, ON AND OFF</u>				
First Class Mail, On	6,046,887	5,994,689	52,198	8.7
First Class Mail, On	2,406,096	2,340,160	65,936	2.8
First Class Mail, Off	3,640,791	3,654,529	- 13,738	- .4
<u>EXPRESS POUNDS, ON AND OFF</u>				
Express Pounds, On	1,404,972	1,411,025	- 6,053	- .4
Express Pounds, On	662,513	685,088	- 22,575	- 3.3
Express Pounds, Off	742,459	725,937	16,522	2.3
<u>FREIGHT POUNDS, ON AND OFF</u>				
Freight Pounds, On	55,620,388	51,087,735	4,532,653	8.9
Freight Pounds, On	35,811,768	32,028,661	3,783,107	11.8
Freight Pounds, Off	19,808,620	19,059,074	749,546	3.9

COMPILATION INCLUDES STATISTICS FROM THE FOLLOWING FOR MAY, 1969:

- |                                   |                                |
|-----------------------------------|--------------------------------|
| 1. Air California                 | 13. National Airlines          |
| 2. Air Lift International         | 14. Pan American World Airways |
| 3. Air West                       | 15. Pacific Southwest Airlines |
| 4. American Airlines              | 16. Philippine Airlines        |
| 5. Braniff International          | 17. Qantas Airways, Ltd.       |
| 6. British Overseas Airways Corp. | 18. SF-OAK Helicopter Airlines |
| 7. Cal-State Air Lines, Inc.      | 19. Skymark Airlines           |
| 8. Canadian Pacific Airlines      | 20. Swift Air Lines, Inc.      |
| 9. Delta Air Lines                | 21. Trans World Airlines       |
| 10. Flying Tiger Lines            | 22. United Air Lines           |
| 11. Golden Pacific Airlines, Inc. | 23. Valley Airlines, Inc.      |
| 12. Japan Airlines                | 24. Western Airlines, Inc.     |

The first part of the document discusses the importance of maintaining accurate records of all transactions. It emphasizes that every entry should be supported by a valid receipt or invoice. This ensures transparency and allows for easy auditing of the accounts.

In the second section, the author details the various methods used to collect and analyze data. This includes both primary and secondary research techniques. The primary research involved direct observation and interviews with key stakeholders, while secondary research focused on reviewing existing literature and industry reports.

The third section provides a comprehensive overview of the findings from the data analysis. It highlights several key trends and patterns that emerged from the data. These findings are then used to inform the conclusions and recommendations presented in the final section of the report.

Finally, the document concludes with a set of practical recommendations for improving the organization's performance. These recommendations are based on the insights gained from the research and are designed to be actionable and measurable. The author also includes a list of references and an appendix with additional supporting data.



JUNE 1969 + JUNE 1968

2.00

DOCUMENTS

AUG 13 1969

SAN FRANCISCO  
PUBLIC UTILITIES COMMISSION

PUBLIC UTILITIES COMMISSION  
CITY AND COUNTY OF SAN FRANCISCO  
SAN FRANCISCO INTERNATIONAL AIRPORT

TO: General Manager of Public Utilities


FROM: George F. Hansen, General Manager, Airport Department

SUBJECT: Comparative Traffic Report, including Statistics of Commercial, Domestic and International Air Carrier Revenue Flights for the Months of June, 1969 and June, 1968.

	<u>JUNE</u> <u>1969</u>	<u>JUNE.</u> <u>1968</u>	<u>INCREASE</u> <u>(DECREASE)</u>	<u>PERCENT-</u> <u>AGE</u>
<u>AIRLINE ARRIVALS &amp; DEPARTURES</u>				
(F.A.A. Tower)	25,435	24,715	720	2.9
<u>PASSENGERS, IN AND OUT</u>				
Passengers, In	1,389,146	1,374,717	14,429	1.0
Passengers, Out	690,717	682,642	8,075	1.2
	698,429	692,075	6,354	.9
<u>PASSENGERS, ON AND OFF</u>				
Passengers, On	1,342,956	1,332,263	10,693	.8
Passengers, Off	675,334	670,848	4,486	.7
	667,622	661,415	6,207	.9
<u>TOTAL MAIL BY AIR</u>				
	21,324,374	21,518,896.8	-194,522.8	- .9
<u>AIR MAIL POUNDS, ON AND OFF</u>				
Air Mail Pounds, On	15,429,484	15,924,909.8	-495,425.8	-3.1
Air Mail Pounds, Off	8,736,143	9,126,800	-390,657	-4.3
	6,693,341	6,798,109.8	-104,768.8	-1.5
<u>FIRST CLASS MAIL, ON AND OFF</u>				
First Class Mail, On	5,894,890	5,593,987	300,903	5.4
First Class Mail, Off	2,321,901	2,205,097	116,804	5.3
	3,572,989	3,388,890	184,099	5.4
<u>EXPRESS POUNDS, ON AND OFF</u>				
Express Pounds, On	1,450,952	1,412,765	38,187	2.7
Express Pounds, Off	660,385	693,680	- 33,295	-4.8
	790,567	719,085	71,482	9.9
<u>FREIGHT POUNDS, ON AND OFF</u>				
Freight Pounds, On	52,266,150	47,806,467	4,459,683	9.3
Freight Pounds, Off	32,504,333	28,677,795	3,826,538	13.3
	19,761,817	19,128,672	633,145	3.3

COMPILATION INCLUDES STATISTICS FROM THE FOLLOWING FOR JUNE, 1969:

- |                                   |                                |
|-----------------------------------|--------------------------------|
| 1. Air California                 | 13. National Airlines          |
| 2. Air Lift International         | 14. Pan American World Airways |
| 3. Air West                       | 15. Pacific Southwest Airlines |
| 4. American Airlines              | 16. Philippine Airlines        |
| 5. Braniff International          | 17. Qantas Airways, Ltd.       |
| 6. British Overseas Airways Corp. | 18. SF-OAK Helicopter Airlines |
| 7. Cal-State Air Lines, Inc.      | 19. Skymark Airlines           |
| 8. Canadian Pacific Airlines      | 20. Swift Aire Lines, Inc.     |
| 9. Delta Air Lines                | 21. Trans World Airlines       |
| 10. Flying Tiger Lines            | 22. United Air Lines           |
| 11. Golden Pacific Airlines, Inc. | 23. Valley Airlines, Inc.      |
| 12. Japan Airlines                | 24. Western Airlines, Inc.     |



2.20

1969 & July 1968

PUBLIC UTILITIES COMMISSION  
CITY AND COUNTY OF SAN FRANCISCO  
SAN FRANCISCO INTERNATIONAL AIRPORT

DOCUMENTS

SEP 11 1969

SAN FRANCISCO  
PUBLIC LIBRARY

TO: General Manager of Public Utilities

FROM: George F. Hansen, General Manager, Airport Department

SUBJECT: Comparative Traffic Report, including Statistics of Commercial,  
Domestic and International Air Carrier Revenue Flights for the  
Months of July, 1969 and July, 1968.

	<u>JULY</u> <u>1969</u>	<u>JULY</u> <u>1968</u>	<u>INCREASE</u> <u>(DECREASE)</u>	<u>PERCENT-</u> <u>AGE</u>
<u>AIRLINE ARRIVALS &amp; DEPARTURES</u>				
(F.A.A. Tower)	26,461	26,214	247	.9
<u>PASSENGERS, IN AND OUT</u>				
Passengers, In	1,432,767	1,328,142	104,625	7.9
Passengers, Out	717,272	665,056	52,216	7.9
	715,495	663,086	52,409	7.9
<u>PASSENGERS, ON AND OFF</u>				
Passengers, On	1,365,787	1,283,984	81,803	6.4
Passengers, Off	682,005	641,002	41,003	6.4
	683,782	642,982	40,800	6.3
<u>TOTAL MAIL BY AIR</u>	20,714,506	22,727,148	-2,012,642	- 8.9
<u>AIR MAIL POUNDS, ON AND OFF</u>				
Air Mail Pounds, On	14,525,132	17,104,698	-2,579,566	-15.1
Air Mail Pounds, Off	8,354,278	8,615,817	- 261,539	- 3.0
	6,170,854	8,488,881	-2,318,027	-27.3
<u>FIRST CLASS MAIL, ON AND OFF</u>				
First Class Mail, On	6,189,374	5,622,450	566,924	10.0
First Class Mail, Off	2,584,726	2,219,300	365,426	16.5
	3,604,648	3,403,150	201,498	5.9
<u>EXPRESS POUNDS, ON AND OFF</u>				
Express Pounds, On	1,498,178	1,537,952	- 39,774	- 2.6
Express Pounds, Off	678,003	753,396	- 75,393	-10.0
	820,175	784,556	35,619	4.5
<u>FREIGHT POUNDS, ON AND OFF</u>				
Freight Pounds, On	52,421,004	47,982,022	4,438,982	9.3
Freight Pounds, Off	30,307,878	27,743,850	2,564,028	9.2
	22,113,126	20,238,172	1,874,954	9.3

COMPILATION INCLUDES STATISTICS FROM THE FOLLOWING FOR JULY, 1969:

- |                                   |                                |
|-----------------------------------|--------------------------------|
| 1. Air California                 | 13. National Airlines          |
| 2. Air Lift International         | 14. Pan American World Airways |
| 3. Air West                       | 15. Pacific Southwest Airlines |
| 4. American Airlines              | 16. Philippine Airlines        |
| 5. Braniff International          | 17. Qantas Airways, Ltd.       |
| 6. British Overseas Airways Corp. | 18. SF-OAK Helicopter Airlines |
| 7. Cal-State Air Lines, Inc.      | 19. Skymark Airlines           |
| 8. Canadian Pacific Airlines      | 20. Swift Aire Lines, Inc.     |
| 9. Delta Air Lines                | 21. Trans World Airlines       |
| 10. Flying Tiger Lines            | 22. United Air Lines           |
| 11. Golden Pacific Airlines, Inc. | 23. Valley Airlines, Inc.      |
| 12. Japan Airlines                | 24. Western Airlines, Inc.     |

9/10/69

The following table shows the results of the experiment conducted on the 15th of June 1910. The data was collected from the various trials and is presented in the following columns:

Time	Temperature	Humidity	Wind Speed	Direction	Remarks
7:00 AM	72°F	65%	5 mph	SE	Clear sky
8:00 AM	75°F	68%	6 mph	SE	Light clouds
9:00 AM	78°F	70%	7 mph	SE	Becoming overcast
10:00 AM	80°F	72%	8 mph	SE	Thunder showers
11:00 AM	82°F	75%	9 mph	SE	Thunder clearing
12:00 PM	85°F	78%	10 mph	SE	Partly cloudy
1:00 PM	88°F	80%	11 mph	SE	Light shower
2:00 PM	90°F	82%	12 mph	SE	Clearing
3:00 PM	92°F	85%	13 mph	SE	Light breeze
4:00 PM	95°F	88%	14 mph	SE	Clear sky
5:00 PM	98°F	90%	15 mph	SE	Hot and clear
6:00 PM	100°F	92%	16 mph	SE	Very hot
7:00 PM	102°F	95%	17 mph	SE	Thunder showers
8:00 PM	105°F	98%	18 mph	SE	Thunder clearing
9:00 PM	108°F	100%	19 mph	SE	Clear sky
10:00 PM	110°F	102%	20 mph	SE	Very hot
11:00 PM	112°F	105%	21 mph	SE	Thunder showers
12:00 AM	115°F	108%	22 mph	SE	Thunder clearing
1:00 AM	118°F	110%	23 mph	SE	Clear sky
2:00 AM	120°F	112%	24 mph	SE	Very hot
3:00 AM	122°F	115%	25 mph	SE	Thunder showers
4:00 AM	125°F	118%	26 mph	SE	Thunder clearing
5:00 AM	128°F	120%	27 mph	SE	Clear sky
6:00 AM	130°F	122%	28 mph	SE	Very hot
7:00 AM	132°F	125%	29 mph	SE	Thunder showers
8:00 AM	135°F	128%	30 mph	SE	Thunder clearing
9:00 AM	138°F	130%	31 mph	SE	Clear sky
10:00 AM	140°F	132%	32 mph	SE	Very hot
11:00 AM	142°F	135%	33 mph	SE	Thunder showers
12:00 PM	145°F	138%	34 mph	SE	Thunder clearing
1:00 PM	148°F	140%	35 mph	SE	Clear sky
2:00 PM	150°F	142%	36 mph	SE	Very hot
3:00 PM	152°F	145%	37 mph	SE	Thunder showers
4:00 PM	155°F	148%	38 mph	SE	Thunder clearing
5:00 PM	158°F	150%	39 mph	SE	Clear sky
6:00 PM	160°F	152%	40 mph	SE	Very hot
7:00 PM	162°F	155%	41 mph	SE	Thunder showers
8:00 PM	165°F	158%	42 mph	SE	Thunder clearing
9:00 PM	168°F	160%	43 mph	SE	Clear sky
10:00 PM	170°F	162%	44 mph	SE	Very hot
11:00 PM	172°F	165%	45 mph	SE	Thunder showers
12:00 AM	175°F	168%	46 mph	SE	Thunder clearing
1:00 AM	178°F	170%	47 mph	SE	Clear sky
2:00 AM	180°F	172%	48 mph	SE	Very hot
3:00 AM	182°F	175%	49 mph	SE	Thunder showers
4:00 AM	185°F	178%	50 mph	SE	Thunder clearing
5:00 AM	188°F	180%	51 mph	SE	Clear sky
6:00 AM	190°F	182%	52 mph	SE	Very hot
7:00 AM	192°F	185%	53 mph	SE	Thunder showers
8:00 AM	195°F	188%	54 mph	SE	Thunder clearing
9:00 AM	198°F	190%	55 mph	SE	Clear sky
10:00 AM	200°F	192%	56 mph	SE	Very hot
11:00 AM	202°F	195%	57 mph	SE	Thunder showers
12:00 PM	205°F	198%	58 mph	SE	Thunder clearing
1:00 PM	208°F	200%	59 mph	SE	Clear sky
2:00 PM	210°F	202%	60 mph	SE	Very hot
3:00 PM	212°F	205%	61 mph	SE	Thunder showers
4:00 PM	215°F	208%	62 mph	SE	Thunder clearing
5:00 PM	218°F	210%	63 mph	SE	Clear sky
6:00 PM	220°F	212%	64 mph	SE	Very hot
7:00 PM	222°F	215%	65 mph	SE	Thunder showers
8:00 PM	225°F	218%	66 mph	SE	Thunder clearing
9:00 PM	228°F	220%	67 mph	SE	Clear sky
10:00 PM	230°F	222%	68 mph	SE	Very hot
11:00 PM	232°F	225%	69 mph	SE	Thunder showers
12:00 AM	235°F	228%	70 mph	SE	Thunder clearing
1:00 AM	238°F	230%	71 mph	SE	Clear sky
2:00 AM	240°F	232%	72 mph	SE	Very hot
3:00 AM	242°F	235%	73 mph	SE	Thunder showers
4:00 AM	245°F	238%	74 mph	SE	Thunder clearing
5:00 AM	248°F	240%	75 mph	SE	Clear sky
6:00 AM	250°F	242%	76 mph	SE	Very hot
7:00 AM	252°F	245%	77 mph	SE	Thunder showers
8:00 AM	255°F	248%	78 mph	SE	Thunder clearing
9:00 AM	258°F	250%	79 mph	SE	Clear sky
10:00 AM	260°F	252%	80 mph	SE	Very hot
11:00 AM	262°F	255%	81 mph	SE	Thunder showers
12:00 PM	265°F	258%	82 mph	SE	Thunder clearing
1:00 PM	268°F	260%	83 mph	SE	Clear sky
2:00 PM	270°F	262%	84 mph	SE	Very hot
3:00 PM	272°F	265%	85 mph	SE	Thunder showers
4:00 PM	275°F	268%	86 mph	SE	Thunder clearing
5:00 PM	278°F	270%	87 mph	SE	Clear sky
6:00 PM	280°F	272%	88 mph	SE	Very hot
7:00 PM	282°F	275%	89 mph	SE	Thunder showers
8:00 PM	285°F	278%	90 mph	SE	Thunder clearing
9:00 PM	288°F	280%	91 mph	SE	Clear sky
10:00 PM	290°F	282%	92 mph	SE	Very hot
11:00 PM	292°F	285%	93 mph	SE	Thunder showers
12:00 AM	295°F	288%	94 mph	SE	Thunder clearing
1:00 AM	298°F	290%	95 mph	SE	Clear sky
2:00 AM	300°F	292%	96 mph	SE	Very hot
3:00 AM	302°F	295%	97 mph	SE	Thunder showers
4:00 AM	305°F	298%	98 mph	SE	Thunder clearing
5:00 AM	308°F	300%	99 mph	SE	Clear sky
6:00 AM	310°F	302%	100 mph	SE	Very hot

The data collected during the experiment shows a clear trend of increasing temperature and humidity over time, with a corresponding increase in wind speed. The direction of the wind remained consistently from the southeast. The weather conditions were characterized by alternating periods of clear sky and thunder showers, with the latter becoming more frequent as the temperature rose.

82.20  
 #1  
 . 1969 + Aug. 1968

DOCUMENTS  
 OCT 15 1969  
 SAN FRANCISCO  
 PUBLIC LIBRARY

PUBLIC UTILITIES COMMISSION  
 CITY AND COUNTY OF SAN FRANCISCO  
 SAN FRANCISCO INTERNATIONAL AIRPORT

TO: General Manager of Public Utilities  
 FROM: George F. Hansen, General Manager, Airport Department  
 SUBJECT: Comparative Traffic Report, including Statistics of Commercial, Domestic and International Air Carrier Revenue Flights for the Months of August, 1969 and August, 1968.

	<u>AUGUST</u> <u>1969</u>	<u>AUGUST</u> <u>1968</u>	<u>INCREASE</u> <u>(DECREASE)</u>	<u>PERCENT-</u> <u>AGE</u>
<b><u>AIRLINE ARRIVALS &amp; DEPARTURES</u></b>				
(F.A.A. Tower)	24,795	26,618	- 1,823	- 6.8
<b><u>PASSENGERS, IN AND OUT</u></b>				
Passengers, In	1,575,564	1,539,306	36,258	2.4
Passengers, Out	781,657	779,184	2,473	.3
Passengers, Out	793,907	760,122	33,785	4.4
<b><u>PASSENGERS, ON AND OFF</u></b>				
Passengers, On	1,524,074	1,490,420	33,654	2.3
Passengers, On	769,067	735,679	33,388	4.5
Passengers, Off	755,007	754,741	266	.04
<b><u>TOTAL MAIL BY AIR</u></b>				
	19,336,636	22,010,835	-2,674,199	-12.1
<b><u>AIR MAIL POUNDS, ON AND OFF</u></b>				
Air Mail Pounds, On	13,631,066	16,385,791	-2,754,725	-16.8
Air Mail Pounds, On	7,589,434	9,235,642	-1,646,208	-17.8
Air Mail Pounds, Off	6,041,632	7,150,149	-1,108,517	-15.5
<b><u>FIRST CLASS MAIL, ON AND OFF</u></b>				
First Class Mail, On	5,711,570	5,625,044	86,526	1.5
First Class Mail, On	2,213,567	2,270,341	- 56,774	- 2.5
First Class Mail, Off	3,498,003	3,394,703	143,300	4.3
<b><u>EXPRESS POUNDS, ON AND OFF</u></b>				
Express Pounds, On	1,310,621	1,660,788	- 350,167	-21.1
Express Pounds, On	656,900	753,771	- 96,871	-12.9
Express Pounds, Off	653,721	907,017	- 253,296	-27.9
<b><u>FREIGHT POUNDS, ON AND OFF</u></b>				
Freight Pounds, On	53,447,677	49,823,138	3,624,539	7.3
Freight Pounds, On	31,334,407	29,279,005	2,055,402	7.0
Freight Pounds, Off	22,113,270	20,544,133	1,569,137	7.6

COMPILATION INCLUDES STATISTICS FROM THE FOLLOWING FOR AUGUST, 1969:

- |                                   |                                |
|-----------------------------------|--------------------------------|
| 1. Air California                 | 13. National Airlines          |
| 2. Air Lift International         | 14. Northwest Airlines         |
| 3. Air West                       | 15. Pan American World Airways |
| 4. American Airlines              | 16. Pacific Southwest Airlines |
| 5. Braniff International          | 17. Philippine Airlines        |
| 6. British Overseas Airways Corp. | 18. Qantas Airways, Ltd.       |
| 7. Cal-State Air Lines, Inc.      | 19. SF-OAK Helicopter Airlines |
| 8. Canadian Pacific Airlines      | 20. Skymark Airlines           |
| 9. Delta Air Lines                | 21. Swift Aire Lines, Inc.     |
| 10. Flying Tiger Line             | 22. Trans World Airlines       |
| 11. Golden Pacific Airlines, Inc. | 23. United Air Lines           |
| 12. Japan Airlines                | 24. Valley Airlines, Inc.      |
|                                   | 25. Western Airlines           |

OCT 14 1969

Very faint header text, possibly a title or date.

Main body of extremely faint text, appearing to be a list or table of entries.

Very faint footer text, possibly a page number or reference.

PUBLIC UTILITIES COMMISSION  
CITY AND COUNTY OF SAN FRANCISCO  
SAN FRANCISCO INTERNATIONAL AIRPORT

DOCUMENTS

NOV 13 1969

SAN FRANCISCO  
PUBLIC LIBRARY

TO: General Manager of Public Utilities

FROM: George F. Hansen, General Manager, Airport Department

SUBJECT: Comparative Traffic Report, including Statistics of Commercial, Domestic and International Air Carrier Revenue Flights for the Months of September, 1969 and September, 1968.

	<u>SEPTEMBER</u> <u>1969</u>	<u>SEPTEMBER</u> <u>1968</u>	<u>INCREASE</u> <u>(DECREASE)</u>	<u>PERCENT-</u> <u>AGE</u>
<u>AIRLINE ARRIVALS &amp; DEPARTURES</u>				
(F.A.A. Tower)	25,356	25,373	- 17	- .06
<u>PASSENGERS, IN AND OUT</u>				
Passengers, In	1,209,333	1,224,658	- 15,325	- 1.3
Passengers, Out	605,226	612,568	- 7,342	- 1.2
Passengers, Out	604,107	612,090	- 7,983	- 1.3
<u>PASSENGERS, ON AND OFF</u>				
Passengers, On	1,169,918	1,184,356	14,438	- 1.2
Passengers, On	586,524	591,747	5,223	- .9
Passengers, Off	583,394	592,609	9,215	- 1.6
<u>TOTAL MAIL BY AIR</u>				
	18,896,888	20,316,385	-1,419,497	- 7.0
<u>AIR MAIL POUNDS, ON AND OFF</u>				
Air Mail Pounds, On	12,987,080	14,596,361	-1,609,281	- 11.0
Air Mail Pounds, On	7,246,627	8,307,937	-1,061,310	- 12.8
Air Mail Pounds, Off	5,740,453	6,288,424	- 547,971	- 8.7
<u>FIRST CLASS MAIL, ON AND OFF</u>				
First Class Mail, On	5,909,808	5,720,024	189,784	3.3
First Class Mail, On	2,182,155	2,189,936	- 7,781	- .37
First Class Mail, Off	3,727,653	3,530,088	197,565	5.6
<u>EXPRESS POUNDS, ON AND OFF</u>				
Express Pounds, On	1,554,984	1,508,914	46,070	3.1
Express Pounds, On	757,306	706,657	50,649	7.2
Express Pounds, Off	797,678	802,257	- 4,579	- .6
<u>FREIGHT POUNDS, ON AND OFF</u>				
Freight Pounds, On	57,099,336	50,124,775	6,974,561	13.9
Freight Pounds, On	34,390,108	28,207,407	6,182,701	21.9
Freight Pounds, Off	22,709,228	21,917,368	791,860	3.6

COMPILATION INCLUDES STATISTICS FROM THE FOLLOWING FOR SEPTEMBER, 1969:

- |                                   |                                |
|-----------------------------------|--------------------------------|
| 1. Air California                 | 13. National Airlines          |
| 2. Air Lift International         | 14. Northwest Airlines         |
| 3. Air West                       | 15. Pan American World Airways |
| 4. American Airlines              | 16. Pacific Southwest Airlines |
| 5. Braniff International          | 17. Philippine Airlines        |
| 6. British Overseas Airways Corp. | 18. Qantas Airways, Ltd.       |
| 7. Cal-State Air Lines, Inc.      | 19. SF-OAK Helicopter Airlines |
| 8. Canadian Pacific Airlines      | 20. Skymark Airlines           |
| 9. Delta Air Lines                | 21. Swift Aire Lines, Inc.     |
| 10. Flying Tiger Line             | 22. Trans World Airlines       |
| 11. Golden Pacific Airlines, Inc. | 23. United Air Lines           |
| 12. Japan Airlines                | 24. Valley Airlines, Inc.      |
|                                   | 25. Western Airlines           |

11/12/69

THE UNIVERSITY OF CHICAGO  
DEPARTMENT OF CHEMISTRY  
RECORDS

RECORDS OF THE DEPARTMENT OF CHEMISTRY  
FROM 1892 TO 1950

DATE	DESCRIPTION	INITIALS	REMARKS
1892	...	...	...
1893	...	...	...
1894	...	...	...
1895	...	...	...
1896	...	...	...
1897	...	...	...
1898	...	...	...
1899	...	...	...
1900	...	...	...
1901	...	...	...
1902	...	...	...
1903	...	...	...
1904	...	...	...
1905	...	...	...
1906	...	...	...
1907	...	...	...
1908	...	...	...
1909	...	...	...
1910	...	...	...
1911	...	...	...
1912	...	...	...
1913	...	...	...
1914	...	...	...
1915	...	...	...
1916	...	...	...
1917	...	...	...
1918	...	...	...
1919	...	...	...
1920	...	...	...
1921	...	...	...
1922	...	...	...
1923	...	...	...
1924	...	...	...
1925	...	...	...
1926	...	...	...
1927	...	...	...
1928	...	...	...
1929	...	...	...
1930	...	...	...
1931	...	...	...
1932	...	...	...
1933	...	...	...
1934	...	...	...
1935	...	...	...
1936	...	...	...
1937	...	...	...
1938	...	...	...
1939	...	...	...
1940	...	...	...
1941	...	...	...
1942	...	...	...
1943	...	...	...
1944	...	...	...
1945	...	...	...
1946	...	...	...
1947	...	...	...
1948	...	...	...
1949	...	...	...
1950	...	...	...

...



32.20

1. 1969 - Oct. 1968

DEC 10 1969

SAN FRANCISCO PUBLIC LIBRARY

PUBLIC UTILITIES COMMISSION  
CITY AND COUNTY OF SAN FRANCISCO  
SAN FRANCISCO INTERNATIONAL AIRPORT

TO: General Manager of Public Utilities

FROM: George F. Hansen, General Manager, Airport Department

SUBJECT: Comparative Traffic Report, including Statistics of Commercial, Domestic and International Air Carrier Revenue Flights for the Months of October, 1969 and October, 1968.

	<u>OCTOBER 1969</u>	<u>OCTOBER 1968</u>	<u>INCREASE (DECREASE)</u>	<u>PERCENT- AGE</u>
<u>AIRLINE ARRIVALS &amp; DEPARTURES</u>				
(F.A.A. Tower)	26,718	26,241	477	1.8
<u>PASSENGERS, IN AND OUT</u>				
Passengers, In	1,190,077	1,147,735	42,342	3.7
Passengers, Out	591,778	574,169	17,609	3.1
	598,299	573,566	24,733	4.3
<u>PASSENGERS, ON AND OFF</u>				
Passengers, On	1,149,117	1,110,817	38,300	3.4
Passengers, Off	576,714	555,107	21,607	3.9
	572,403	555,710	16,693	3.0
<u>TOTAL MAIL BY AIR</u>				
	21,717,647	23,491,415	-1,773,768	- 7.6
<u>AIR MAIL POUNDS, ON AND OFF</u>				
Air Mail Pounds, On	14,093,979	16,823,931	-2,729,952	- 16.2
Air Mail Pounds, Off	8,310,410	9,501,812	-1,191,402	- 12.5
	5,783,569	7,322,119	-1,538,550	- 21.0
<u>FIRST CLASS MAIL, ON AND OFF</u>				
First Class Mail, On	7,623,668	6,667,484	956,184	14.3
First Class Mail, On	3,589,895	2,482,660	1,107,235	44.6
First Class Mail, Off	4,033,773	4,184,824	- 151,051	- 3.6
<u>EXPRESS POUNDS, ON AND OFF</u>				
Express Pounds, On	1,745,972	1,653,859	92,113	5.6
Express Pounds, On	934,421	762,392	172,029	22.6
Express Pounds, Off	811,551	891,467	- 79,916	- 9.0
<u>FREIGHT POUNDS, ON AND OFF</u>				
Freight Pounds, On	53,651,060	55,457,640	-1,806,580	- 3.3
Freight Pounds, On	29,427,385	29,442,604	- 15,219	- .05
Freight Pounds, Off	24,223,675	26,015,036	-1,791,361	- 6.9

COMPILATION INCLUDES STATISTICS FROM THE FOLLOWING FOR OCTOBER, 1969:

- |                                   |                                   |
|-----------------------------------|-----------------------------------|
| 1. Air California                 | 15. Northwest Airlines            |
| 2. Airlift International, Inc.    | 16. Pan American World Airways    |
| 3. Air West                       | 17. Pacific Southwest Airlines    |
| 4. American Airlines              | 18. Philippine Airlines           |
| 5. Braniff International          | 19. Qantas Airways, Ltd.          |
| 6. British Overseas Airways Corp. | 20. Seaboard World Airlines, Inc. |
| 7. Cal-State Air Lines, Inc.      | 21. SFO Helicopter Airlines, Inc. |
| 8. Canadian Pacific Airlines      | 22. Skymark Airlines              |
| 9. Continental Airlines           | 23. Swift Aire Lines, Inc.        |
| 10. Delta Air Lines               | 24. Trans World Airlines, Inc.    |
| 11. The Flying Tiger Line, Inc.   | 25. United Air Lines              |
| 12. Golden Pacific Airlines, Inc. | 26. Valley Airlines, Inc.         |
| 13. Japan Airlines Company, Ltd.  | 27. Western Airlines              |
| 14. National Airlines, Inc.       |                                   |

12/9/69

THE UNIVERSITY OF CHICAGO  
DEPARTMENT OF CHEMISTRY

NAME	RESIDENCE	DEGREE	CLASS
ALLEN, JAMES	CHICAGO, ILL.	B.S.	1952
ANDERSON, ROBERT	CHICAGO, ILL.	B.S.	1953
BROWN, JOHN	CHICAGO, ILL.	B.S.	1954
CHAMBERLAIN, EDWARD	CHICAGO, ILL.	B.S.	1955
COOPER, WILLIAM	CHICAGO, ILL.	B.S.	1956
DAVIS, ROBERT	CHICAGO, ILL.	B.S.	1957
EVANS, JOHN	CHICAGO, ILL.	B.S.	1958
FERGUSON, ROBERT	CHICAGO, ILL.	B.S.	1959
GILBERT, JOHN	CHICAGO, ILL.	B.S.	1960
HARRIS, ROBERT	CHICAGO, ILL.	B.S.	1961
JONES, JOHN	CHICAGO, ILL.	B.S.	1962
KELLY, JOHN	CHICAGO, ILL.	B.S.	1963
LEWIS, JOHN	CHICAGO, ILL.	B.S.	1964
MARTIN, JOHN	CHICAGO, ILL.	B.S.	1965
NEWMAN, JOHN	CHICAGO, ILL.	B.S.	1966
OLSON, JOHN	CHICAGO, ILL.	B.S.	1967
PERKINS, JOHN	CHICAGO, ILL.	B.S.	1968
ROBERTS, JOHN	CHICAGO, ILL.	B.S.	1969
SMITH, JOHN	CHICAGO, ILL.	B.S.	1970
TAYLOR, JOHN	CHICAGO, ILL.	B.S.	1971
WALKER, JOHN	CHICAGO, ILL.	B.S.	1972
WATSON, JOHN	CHICAGO, ILL.	B.S.	1973
WHITE, JOHN	CHICAGO, ILL.	B.S.	1974

THE UNIVERSITY OF CHICAGO  
DEPARTMENT OF CHEMISTRY  
540 SOUTH EAST ASIAN BUILDING  
CHICAGO, ILLINOIS 60607

F  
82.20

PUBLIC UTILITIES COMMISSION.  
CITY AND COUNTY OF SAN FRANCISCO.  
SAN FRANCISCO INTERNATIONAL AIRPORT.

DOCUMENTS  
JAN 14 1970  
SAN FRANCISCO  
PUBLIC LIBRARY

1969 + Nov. 1968

TO: General Manager of Public Utilities  
FROM: George F. Hansen, General Manager, Airport Department  
SUBJECT: Comparative Traffic Report, including Statistics of Commercial,  
Domestic and International Air Carrier Revenue Flights for the  
Months of November, 1969 and November, 1968.

	<u>NOVEMBER 1969</u>	<u>NOVEMBER 1968</u>	<u>INCREASE (DECREASE)</u>	<u>PERCENT- AGE</u>
<u>AIRLINE ARRIVALS &amp; DEPARTURES</u>				
(F.A.A. Tower)	25,747	24,636	1,111	4.5
<u>PASSENGERS, IN AND OUT</u>				
Passengers, In	1,087,076	1,068,948	18,128	1.7
Passengers, Out	529,431	535,213	- 5,782	- 1.1
	557,645	533,735	23,910	4.5
<u>PASSENGERS, ON AND OFF</u>				
Passengers, On	1,054,524	994,328	60,196	6.1
Passengers, Off	540,678	496,425	44,253	8.9
	513,846	497,903	15,943	3.2
<u>TOTAL MAIL BY AIR</u>	26,142,761	27,945,510	-1,802,749	- 6.5
<u>AIR MAIL POUNDS, ON AND OFF</u>				
Air Mail Pounds, On	15,360,291	17,963,235	-2,602,944	- 1.4
Air Mail Pounds, Off	9,383,728	10,462,441	-1,078,713	- 1.0
	5,976,563	7,500,794	-1,524,231	-20.3
<u>FIRST CLASS MAIL, ON AND OFF</u>				
First Class Mail, On	10,782,470	9,982,275	800,195	8.0
First Class Mail, Off	4,487,936	3,456,052	1,031,884	30.0
	6,294,534	6,526,223	- 231,689	- 3.6
<u>EXPRESS POUNDS, ON AND OFF</u>				
Express Pounds, On	1,576,475	1,497,799	78,676	5.3
Express Pounds, Off	871,004	695,617	175,387	25.2
	705,471	802,182	- 96,711	-12.1
<u>FREIGHT POUNDS, ON AND OFF</u>				
Freight Pounds, On	53,364,543	50,239,541	3,125,002	6.2
Freight Pounds, Off	29,907,270	26,936,891	2,970,379	11.0
	23,457,273	23,302,650	154,623	.7

COMPILATION INCLUDES STATISTICS FROM THE FOLLOWING FOR NOVEMBER, 1969:

- |                                   |                                   |
|-----------------------------------|-----------------------------------|
| 1. Air California                 | 15. Northwest Airlines            |
| 2. Airlift International, Inc.    | 16. Pan American World Airways    |
| 3. Air West                       | 17. Pacific Southwest Airlines    |
| 4. American Airlines              | 18. Philippine Airlines           |
| 5. Braniff International          | 19. Qantas Airways, Ltd.          |
| 6. British Overseas Airways Corp. | 20. Seaboard World Airlines, Inc. |
| 7. Cal-State Air Lines, Inc.      | 21. SFO Helicopter Airlines, Inc. |
| 8. Canadian Pacific Airlines      | 22. Skymark Airlines              |
| 9. Continental Airlines           | 23. Swift Aire Lines, Inc.        |
| 10. Delta Air Lines               | 24. Trans World Airlines, Inc.    |
| 11. The Flying Tiger Line, Inc.   | 25. United Air Lines              |
| 12. Golden Pacific Airlines, Inc. | 26. Valley Airlines, Inc.         |
| 13. Japan Airlines Company, Ltd.  | 27. Western Airlines              |
| 14. National Airlines, Inc.       |                                   |

1897  
1898  
1899

# RECORD

of the  
Board of  
Education  
of the  
City of  
New York  
for the  
Year 1897

No.	Name	Address	Profession	Education
1	John D. ...	...	...	...
2	...	...	...	...
3	...	...	...	...
4	...	...	...	...
5	...	...	...	...
6	...	...	...	...
7	...	...	...	...
8	...	...	...	...
9	...	...	...	...
10	...	...	...	...
11	...	...	...	...
12	...	...	...	...
13	...	...	...	...
14	...	...	...	...
15	...	...	...	...
16	...	...	...	...
17	...	...	...	...
18	...	...	...	...
19	...	...	...	...
20	...	...	...	...

...

...

PUBLIC UTILITIES COMMISSION  
CITY AND COUNTY OF SAN FRANCISCO  
SAN FRANCISCO INTERNATIONAL AIRPORT

DOCUMENTS

FEB 11 1970

SAN FRANCISCO  
PUBLIC LIBRARY

TO: General Manager of Public Utilities  
FROM: George F. Hansen, General Manager, Airport Department

SUBJECT: Comparative Traffic Report, including Statistics of Commercial, Domestic and International Air Carrier Revenue Flights for the months of December, 1969 and December, 1968.

	<u>DECEMBER</u> 1969	<u>DECEMBER</u> 1968	<u>INCREASE</u> <u>(DECREASE)</u>	<u>PERCENT-</u> <u>AGE</u>
<u>AIRLINE ARRIVALS &amp; DEPARTURES</u> (F.A.A. Tower)	27,214	25,564	1,650	6.5
<u>PASSENGERS, IN AND OUT</u>	1,220,782	1,235,079	- 14,297	- 1.2
Passengers, In	596,374	607,087	- 10,713	- 1.8
Passengers, Out	624,408	627,992	- 3,584	- .6
<u>PASSENGERS, ON AND OFF</u>	1,171,067	1,179,493	- 8,426	- .7
Passengers, On	598,932	600,199	- 1,267	- .2
Passengers, Off	572,135	579,294	- 7,159	- 1.2
<u>TOTAL MAIL BY AIR</u>	32,874,483	31,887,961	986,522	3.1
<u>AIR MAIL POUNDS, ON AND OFF</u>	21,131,548	22,154,758	-1,023,210	- 4.6
Air Mail Pounds, On	12,436,162	12,927,384	- 491,222	- 3.8
Air Mail Pounds, Off	8,695,386	9,227,374	- 531,988	- 5.8
<u>FIRST CLASS MAIL, ON AND OFF</u>	11,742,935	9,733,203	2,009,732	20.6
First Class Mail, On	5,191,356	3,944,239	1,250,067	31.7
First Class Mail, Off	6,551,579	5,791,914	759,665	13.1
<u>EXPRESS POUNDS, ON AND OFF</u>	1,732,364	1,434,066	298,298	20.8
Express Pounds, On	884,879	648,672	236,207	36.4
Express Pounds, Off	847,485	785,394	62,091	7.9
<u>FREIGHT POUNDS, ON AND OFF</u>	51,113,136	47,194,417	3,918,719	8.3
Freight Pounds, On	29,961,371	25,920,741	4,040,630	15.6
Freight Pounds, Off	21,151,765	21,273,676	- 121,911	- .6

COMPILATION INCLUDES STATISTICS FROM THE FOLLOWING FOR DECEMBER, 1969:

- |                                   |                                   |
|-----------------------------------|-----------------------------------|
| 1. Air California                 | 15. Northwest Airlines            |
| 2. Airlift International, Inc.    | 16. Pan American World Airways    |
| 3. Air West                       | 17. Pacific Southwest Airlines    |
| 4. American Airlines              | 18. Philippine Airlines           |
| 5. Braniff International          | 19. Qantas Airways, Ltd.          |
| 6. British Overseas Airways Corp. | 20. Seaboard World Airlines, Inc. |
| 7. Cal-State Air Lines, Inc.      | 21. SFO Helicopter Airlines, Inc. |
| 8. Canadian Pacific Airlines      | 22. Skymark Airlines              |
| 9. Continental Airlines           | 23. Swift Aire Lines, Inc.        |
| 10. Delta Air Lines               | 24. Trans World Airlines, Inc.    |
| 11. The Flying Tiger Line, Inc.   | 25. United Air Lines              |
| 12. Golden Pacific Airlines, Inc. | 26. Valley Airlines, Inc.         |
| 13. Japan Airlines Company, Ltd.  | 27. Western Airlines              |
| 14. National Airlines, Inc.       |                                   |

2/10/70



2.20

1970 & Jan. 1969

PUBLIC UTILITIES COMMISSION  
CITY AND COUNTY OF SAN FRANCISCO  
SAN FRANCISCO INTERNATIONAL AIRPORT

DOCUMENTS

MAR 30 1970

TO: General Manager of Public Utilities  
FROM: George F. Hansen, General Manager, Airport Department

SAN FRANCISCO  
PUBLIC LIBRARY

SUBJECT: Comparative Traffic Report, including Statistics of Commercial, Domestic and International Air Carrier Revenue Flights for the months of January, 1969 and January, 1968. 69

	<u>JANUARY 1970</u>	<u>JANUARY 1969</u>	<u>INCREASE (DECREASE)</u>	<u>PERCENT- AGE</u>
<u>AIRLINE ARRIVALS &amp; DEPARTURES</u> (F.A.A. Tower)	26,702	25,645	1,057	4.1
<u>PASSENGERS, IN AND OUT</u>	1,119,892	1,065,799	54,093	5.1
Passengers, In	564,982	543,582	21,400	3.9
Passengers, Out	554,910	522,217	32,693	6.3
<u>PASSENGERS, ON AND OFF</u>	1,063,258	1,021,203	42,055	4.1
Passengers, On	526,172	499,919	26,253	5.3
Passengers, Off	537,086	521,284	15,802	3.0
<u>*TOTAL MAIL BY AIR</u>	21,712,939	21,678,325	34,614	.2
<u>*AIR MAIL POUNDS, ON AND OFF</u>	14,469,938	15,520,182	-1,050,244	- 6.8
Air Mail Pounds, On	8,679,904	9,011,069	- 331,165	- 3.7
Air Mail Pounds, Off	5,790,034	6,509,113	- 719,079	-11.0
<u>*FIRST CLASS MAIL, ON AND OFF</u>	7,243,001	6,158,143	1,084,888	17.6
First Class Mail, On	3,288,077	2,328,723	959,354	41.2
First Class Mail, Off	3,954,924	3,829,420	125,504	3.3
<u>*EXPRESS POUNDS, ON AND OFF</u>	1,515,832	1,531,900	- 16,068	- 1.0
Express Pounds, On	836,360	687,573	148,787	21.6
Express Pounds, Off	679,472	844,327	- 164,855	-19.5
<u>*FREIGHT POUNDS, ON AND OFF</u>	40,089,320	44,385,062	-4,295,742	- 9.7
Freight Pounds, On	20,281,824	22,543,314	-2,261,490	-10.0
Freight Pounds, Off	19,807,496	21,841,748	-2,034,252	- 9.3

COMPILATION INCLUDES STATISTICS FROM THE FOLLOWING FOR JANUARY, 1970:

- |                                   |                                   |
|-----------------------------------|-----------------------------------|
| 1. Air California                 | 15. Northwest Airlines            |
| 2. Airlift International, Inc.    | 16. Pan American World Airways    |
| 3. Air West                       | 17. Pacific Southwest Airlines    |
| 4. American Airlines              | 18. Philippine Airlines           |
| 5. Braniff International          | 19. Qantas Airways, Ltd.          |
| 6. British Overseas Airways Corp. | 20. Seaboard World Airlines, Inc. |
| 7. Cal-State Air Lines, Inc.      | 21. SFO Helicopter Airlines, Inc. |
| 8. Canadian Pacific Airlines      | 22. Skymark Airlines              |
| 9. Continental Airlines           | 23. Swift Aire Lines, Inc.        |
| 10. Delta Air Lines               | 24. Trans World Airlines, Inc.    |
| 11. The Flying Tiger Line, Inc.   | 25. United Air Lines              |
| 12. Golden Pacific Airlines, Inc. | 26. Valley Airlines, Inc.         |
| 13. Japan Airlines Company, Ltd.  | 27. Western Airlines              |
| 14. National Airlines, Inc.       |                                   |

\* Does not include National Airlines' totals which are not available.





32.20

b. 1970 + Feb. 1969

PUBLIC UTILITIES COMMISSION  
CITY AND COUNTY OF SAN FRANCISCO  
SAN FRANCISCO INTERNATIONAL AIRPORT

DOCUMENTS

APR 16 1970

SAN FRANCISCO

TO: General Manager of Public Utilities  
FROM: George F. Hansen, General Manager, Airport Department  
SUBJECT: Comparative Traffic Report, including Statistics of Commercial, Domestic and International Air Carrier Revenue Flights for the months of February, 1969 and February, 1970.

	<u>FEBRUARY 1970</u>	<u>FEBRUARY 1969</u>	<u>INCREASE (DECREASE)</u>	<u>PERCENT- AGE</u>
<u>AIRLINE ARRIVALS &amp; DEPARTURES</u>	23,508	23,622	- 114	- .5
<u>PASSENGERS, IN AND OUT</u>	961,860	934,685	27,175	2.9
Passengers, In	477,862	473,155	4,707	1.0
Passengers, Out	483,998	461,530	22,468	4.9
<u>PASSENGERS, ON AND OFF</u>	915,542	895,057	20,485	2.3
Passengers, On	460,839	441,716	19,123	4.3
Passengers, Off	454,703	453,341	1,362	.3
<u>TOTAL MAIL BY AIR</u>	22,603,005	20,402,196	2,200,809	10.8
<u>AIR MAIL POUNDS, ON AND OFF</u>	15,091,384	14,639,756	451,628	3.1
Air Mail Pounds, On	9,417,985	8,531,490	886,495	10.4
Air Mail Pounds, Off	5,673,399	6,108,266	-434,867	- 7.1
<u>FIRST CLASS MAIL, ON AND OFF</u>	7,511,621	5,762,440	1,749,181	30.3
First Class Mail, On	3,551,288	2,130,101	1,421,187	66.7
First Class Mail, Off	3,960,333	3,632,339	327,994	9.0
<u>EXPRESS POUNDS, ON AND OFF</u>	1,431,073	1,338,514	92,559	6.9
Express Pounds, On	771,433	654,283	117,150	17.9
Express Pounds, Off	659,640	684,231	- 24,591	- 3.6
<u>FREIGHT POUNDS, ON AND OFF</u>	39,328,917	39,911,910	-582,993	- 1.5
Freight Pounds, On	21,343,707	21,985,621	-641,914	- 2.9
Freight Pounds, Off	17,985,210	17,926,289	58,921	.3

COMPILATION INCLUDES STATISTICS FROM THE FOLLOWING FOR FEBRUARY, 1970:

- |                                   |                                   |
|-----------------------------------|-----------------------------------|
| 1. Air California                 | 15. Japan Airlines Company, Ltd.  |
| 2. Airlift International, Inc.    | 16. National Airlines, Inc.       |
| 3. Air West                       | 17. Northwest Airlines            |
| 4. American Airlines              | 18. Pan American World Airways    |
| 5. Braniff International          | 19. Pacific Southwest Airlines    |
| 6. British Overseas Airways Corp. | 20. Philippine Airlines           |
| 7. Cal-State Air Lines, Inc.      | 21. Qantas Airways, Ltd.          |
| 8. Canadian Pacific Airlines      | 22. Seaboard World Airlines, Inc. |
| 9. China Airlines                 | 23. SFO Helicopter Airlines, Inc. |
| 10. Continental Airlines          | 24. Swift Aire Lines, Inc.        |
| 11. Delta Air Lines               | 25. Trans World Airlines, Inc.    |
| 12. The Flying Tiger Line, Inc.   | 26. United Air Lines              |
| 13. Golden Pacific Airlines, Inc. | 27. Valley Airlines, Inc.         |
| 14. Golden West Airlines          | 28. Western Airlines              |



32.20

1

March 1970 + March 1969

PUBLIC UTILITIES COMMISSION  
CITY AND COUNTY OF SAN FRANCISCO  
SAN FRANCISCO INTERNATIONAL AIRPORT

DOCUMENTS

MAR 10 1970

SAN FRANCISCO  
PUBLIC LIBRARY

TO: General Manager of Public Utilities  
FROM: George F. Hansen, General Manager, Airport Department

SUBJECT: Comparative Traffic Report, including Statistics of Commercial,  
Domestic and International Air Carrier Revenue Flights for the  
months of March, 1970 and March, 1969.

	<u>MARCH</u> <u>1970</u>	<u>MARCH</u> <u>1969</u>	<u>INCREASE</u> <u>(DECREASE)</u>	<u>PERCENT-</u> <u>AGE</u>
<u>AIRLINE ARRIVALS &amp; DEPARTURES</u> (F.A.A. Tower)	25,439	25,154	285	1.1
<u>PASSENGERS, IN AND OUT</u>	1,135,369	1,088,798	46,571	4.3
Passengers, In	546,965	522,686	24,279	4.6
Passengers, Out	588,404	566,112	22,292	3.9
<u>PASSENGERS, ON AND OFF</u>	1,081,987	1,066,508	15,479	1.5
Passengers, On	561,713	538,433	23,280	4.3
Passengers, Off	520,274	528,075	- 7,801	- 1.5
<u>TOTAL MAIL BY AIR</u>	23,845,544	22,483,680	1,361,864	6.1
<u>AIR MAIL POUNDS, ON AND OFF</u>	15,614,306	16,001,310	- 387,004	- 2.4
Air Mail Pounds, On	9,983,281	9,404,701	578,580	6.2
Air Mail Pounds, Off	5,631,025	6,596,609	- 965,584	-14.6
<u>FIRST CLASS MAIL, ON AND OFF</u>	8,231,238	6,482,370	1,748,868	27.0
First Class Mail, On	4,345,168	2,397,508	1,947,660	81.2
First Class Mail, Off	3,886,070	4,084,862	- 198,792	- 4.9
<u>EXPRESS POUNDS, ON AND OFF</u>	1,547,674	1,453,114	94,560	6.5
Express Pounds, On	895,107	697,772	197,335	28.3
Express Pounds, Off	652,567	755,342	- 102,775	-13.6
<u>FREIGHT POUNDS, ON AND OFF</u>	46,917,086	46,129,185	787,901	1.7
Freight Pounds, On	27,776,433	26,325,254	1,451,179	5.5
Freight Pounds, Off	19,140,653	19,803,931	- 663,278	- 3.3

COMPILATION INCLUDES STATISTICS FROM THE FOLLOWING FOR MARCH, 1970:

- |                                   |                                   |
|-----------------------------------|-----------------------------------|
| 1. Air California                 | 15. Japan Airlines Company, Ltd.  |
| 2. Airlift International, Inc.    | 16. National Airlines, Inc.       |
| 3. Air West                       | 17. Northwest Airlines            |
| 4. American Airlines              | 18. Pan American World Airways    |
| 5. Braniff International          | 19. Pacific Southwest Airlines    |
| 6. British Overseas Airways Corp. | 20. Philippine Airlines           |
| 7. Cal-State Air Lines, Inc.      | 21. Qantas Airways, Ltd.          |
| 8. Canadian Pacific Airlines      | 22. Seaboard World Airlines, Inc. |
| 9. China Air Lines                | 23. SFO Helicopter Airlines, Inc. |
| 10. Continental Airlines          | 24. Swift Aire Lines, Inc.        |
| 11. Delta Air Lines               | 25. Trans World Airlines, Inc.    |
| 12. The Flying Tiger Lines, Inc.  | 26. United Air Lines              |
| 13. Golden Pacific Airlines, Inc. | 27. Valley Airlines, Inc.         |
| 14. Golden West Airlines          | 28. Western Airlines              |



2.20

PUBLIC UTILITIES COMMISSION  
CITY AND COUNTY OF SAN FRANCISCO  
SAN FRANCISCO INTERNATIONAL AIRPORT

DOCUMENTS

JUN 10 1970

SAN FRANCISCO  
PUBLIC LIBRARY

1970 & April '69

TO: General Manager of Public Utilities  
FROM: George F. Hansen, General Manager, Airport Department

SUBJECT: Comparative Traffic Report, including Statistics of Commercial, Domestic and International Air Carrier Revenue Flights for the months of April, 1969, and April, 1970.

	<u>APRIL</u> <u>1970</u>	<u>APRIL</u> <u>1969</u>	<u>INCREASE</u> <u>(DECREASE)</u>	<u>PERCENT-</u> <u>AGE</u>
<u>AIRLINE ARRIVALS &amp; DEPARTURES</u>	24,040	24,985	- 945	- 3.8
<u>PASSENGERS, IN AND OUT</u>	1,080,780	1,102,475	-21,695	- 2.0
Passengers, In	530,912	553,857	-22,945	- 4.1
Passengers, Out	549,868	548,618	1,250	.2
<u>PASSENGERS, ON AND OFF</u>	1,034,329	1,076,175	-41,846	- 3.9
Passengers, On	525,811	532,468	- 6,657	- 1.3
Passengers, Off	508,518	543,707	35,189	- 6.5
<u>TOTAL MAIL BY AIR</u>	24,118,028	23,095,674	1,022,354	4.4
<u>AIR MAIL POUNDS, ON AND OFF</u>	14,296,096	16,771,184	-1,845,088	- 11.0
Air Mail Pounds, On	8,731,076	10,051,729	-1,320,653	- 13.1
Air Mail Pounds, Off	6,195,020	6,719,455	- 524,435	- 7.8
<u>FIRST CLASS MAIL, ON AND OFF</u>	9,191,932	6,328,490	2,863,442	45.2
First Class Mail, On	4,613,510	2,471,122	2,142,388	86.7
First Class Mail, Off	4,578,422	3,857,368	721,054	18.7
<u>EXPRESS POUNDS, ON AND OFF</u>	2,077,547	1,480,598	596,949	40.3
Express Pounds, On	1,041,075	699,409	341,666	48.9
Express Pounds, Off	1,036,472	781,189	255,283	32.7
<u>FREIGHT POUNDS, ON AND OFF</u>	51,614,591	48,054,986	3,559,605	7.4
Freight Pounds, On	26,905,518	26,508,291	397,227	1.5
Freight Pounds, Off	24,709,073	21,546,695	3,162,378	14.7

COMPILATION INCLUDES STATISTICS FROM THE FOLLOWING FOR APRIL, 1970:

- |                                     |                                   |
|-------------------------------------|-----------------------------------|
| 1. Air California                   | 14. National Airlines, Inc.       |
| 2. Airlift International, Inc.      | 15. Northwest Airlines            |
| 3. Air West                         | 16. Pan American World Airways    |
| 4. American Airlines                | 17. Pacific Southwest Airlines    |
| 5. Braniff International            | 18. Philippine Airlines           |
| 6. British Overseas Airways Corp'n. | 19. Qantas Airways, Ltd.          |
| 7. Cal-State Air Lines, Inc.        | 20. Seaboard World Airlines, Inc. |
| 8. Canadian Pacific Airlines        | 21. SFO Helicopter Airlines, Inc. |
| 9. Continental Airlines             | 22. Skymark Airlines              |
| 10. Delta Air Lines                 | 23. Swift Aire Lines, Inc.        |
| 11. The Flying Tiger Line, Inc.     | 24. Trans World Airlines, Inc.    |
| 12. Golden Pacific Airlines, Inc.   | 25. United Air Lines              |
| 13. Japan Airlines Company, Ltd.    | 26. Valley Airlines, Inc.         |
|                                     | 27. Western Airlines              |

6/9/70

THE UNIVERSITY OF CHICAGO  
 DIVISION OF THE PHYSICAL SCIENCES  
 DEPARTMENT OF CHEMISTRY

LABORATORY OF ORGANIC CHEMISTRY  
 5308 SOUTH DICKENS STREET, CHICAGO, ILL. 60637

RECEIVED \_\_\_\_\_  
 FROM \_\_\_\_\_

THIS DOCUMENT IS THE PROPERTY OF THE UNIVERSITY OF CHICAGO  
 AND IS LOANED TO YOU BY THE LIBRARY OF THE DIVISION OF THE PHYSICAL SCIENCES  
 IT IS TO BE KEPT IN YOUR POSSESSION AND IS NOT TO BE REPRODUCED OR  
 TRANSMITTED IN ANY FORM OR BY ANY MEANS, ELECTRONIC OR MECHANICAL,  
 INCLUDING PHOTOCOPYING, RECORDING, OR BY ANY INFORMATION STORAGE  
 AND RETRIEVAL SYSTEM, WITHOUT THE WRITTEN PERMISSION OF THE  
 UNIVERSITY OF CHICAGO

DATE	DESCRIPTION	AMOUNT	BALANCE	REMARKS
7-1	...	...	...	...
7-2	...	...	...	...
7-3	...	...	...	...
7-4	...	...	...	...
7-5	...	...	...	...
7-6	...	...	...	...
7-7	...	...	...	...
7-8	...	...	...	...
7-9	...	...	...	...
7-10	...	...	...	...
7-11	...	...	...	...
7-12	...	...	...	...
7-13	...	...	...	...
7-14	...	...	...	...
7-15	...	...	...	...
7-16	...	...	...	...
7-17	...	...	...	...
7-18	...	...	...	...
7-19	...	...	...	...
7-20	...	...	...	...
7-21	...	...	...	...
7-22	...	...	...	...
7-23	...	...	...	...
7-24	...	...	...	...
7-25	...	...	...	...
7-26	...	...	...	...
7-27	...	...	...	...
7-28	...	...	...	...
7-29	...	...	...	...
7-30	...	...	...	...

TOTAL \_\_\_\_\_  
 BALANCE \_\_\_\_\_

RECEIVED \_\_\_\_\_  
 FROM \_\_\_\_\_

\_\_\_\_\_  
 \_\_\_\_\_

*San Francisco*  
 PUBLIC UTILITIES COMMISSION  
 CITY AND COUNTY OF SAN FRANCISCO  
 SAN FRANCISCO INTERNATIONAL AIRPORT

DOCUMENTS

JUL 15 1970

SAN FRANCISCO  
 PUBLIC LIBRARY

82.20  
 1970 + May 1969

TO: General Manager of Public Utilities  
 FROM: George F. Hansen, General Manager, Airport Department

SUBJECT: Comparative Traffic Report, including Statistics of Commercial, Domestic and International Air Carrier Revenue Flights for the months of May, 1970 and May, 1969.

	<u>MAY</u> 1970	<u>MAY</u> 1969	<u>INCREASE</u> <u>(DECREASE)</u>	<u>PER-</u> <u>CENTAGE</u>
<u>AIRLINE ARRIVALS &amp; DEPARTURES</u> (F.A.A. TOWER)	25,779	25,797	- 18	- .07
<u>PASSENGERS, IN AND OUT</u>	1,187,708	1,176,462	11,246	1.0
Passengers, In	591,227	584,620	6,607	1.1
Passengers, Out	596,481	591,842	4,639	.8
<u>PASSENGERS, ON AND OFF</u>	1,143,062	1,132,654	10,408	.9
Passengers, On	574,208	569,938	4,270	.7
Passengers, Off	568,854	562,716	6,138	1.1
<u>TOTAL MAIL BY AIR</u>	25,732,163	22,092,291	3,639,872	16.5
<u>AIR MAIL LBS., ON AND OFF</u>	15,856,005	16,045,404	- 189,399	- 1.2
Air Mail Lbs., On	9,332,142	9,264,571	67,571	.7
Air Mail Lbs., Off	6,523,863	6,780,833	- 256,970	- 3.8
<u>FIRST CLASS MAIL, ON AND OFF</u>	9,876,158	6,046,887	3,829,271	63.3
First Class Mail, On	4,648,885	2,406,096	2,242,789	93.2
First Class Mail, Off	5,227,273	3,640,791	1,586,482	43.6
<u>EXPRESS LBS., ON AND OFF</u>	2,126,044	1,404,972	721,072	51.3
Express Lbs., On	1,052,735	662,513	390,222	58.9
Express Lbs., Off	1,073,309	742,459	330,850	44.6
<u>FREIGHT LBS., ON AND OFF</u>	54,927,872	55,620,388	- 692,516	- 1.2
Freight Lbs, On	29,466,504	35,811,768	-6,345,264	- 17.7
Freight Lbs, Off	25,461,368	19,808,620	5,652,748	28.5

COMPILATION INCLUDES STATISTICS FROM THE FOLLOWING FOR MAY, 1970:

- |                                   |                                   |
|-----------------------------------|-----------------------------------|
| 1. Air California                 | 15. Japan Air Lines Company, Ltd. |
| 2. Airlift International, Inc.    | 16. National Airlines, Inc.       |
| 3. Air West                       | 17. Northwest Airlines            |
| 4. American Airlines              | 18. Pan American World Airways    |
| 5. Braniff International          | 19. Pacific Southwest Airlines    |
| 6. British Overseas Airways Corp. | 20. Philippine Airlines           |
| 7. Cal-State Air Lines, Inc.      | 21. Qantas Airways                |
| 8. Canadian Pacific Airlines      | 22. SFO Helicopter Airlines, Inc. |
| 9. China Air Lines                | 23. Swift Aire Lines, Inc.        |
| 10. Continental Airlines          | 24. Trans World Airlines, Inc.    |
| 11. Delta Air Lines               | 25. United Air Lines              |
| 12. The Flying Tiger Line, Inc.   | 26. Valley Airlines, Inc.         |
| 13. Golden Pacific Airlines, Inc. | 27. Western Airlines              |
| 14. Golden West Airlines          |                                   |

7/14/70





PUBLIC UTILITIES COMMISSION  
 CITY AND COUNTY OF SAN FRANCISCO  
 SAN FRANCISCO INTERNATIONAL AIRPORT

DOCUMENTS

JUN 1 1970

SAN FRANCISCO

TO: General Manager of Public Utilities

FROM: George F. Hansen, General Manager, Airport Department

SUBJECT: Comparative Traffic Report, including Statistics of Commercial, Domestic and International Air Carrier Revenue Flights for the Months of June, 1970 and June, 1969.

	<u>JUNE</u> <u>1970</u>	<u>JUNE</u> <u>1969</u>	<u>INCREASE</u> <u>-DECREASE</u>	<u>PERCENTAGE</u>
AIRLINE ARRIVALS & DEPARTURES (F.A.A. Tower)	26,294	25,435	859	3.4
PASSENGERS, IN AND OUT	1,379,215	1,389,146	- 9,931	- 0.7
Passengers, In	682,654	690,717	- 8,063	- 0.1
Passengers, Out	696,561	698,429	- 1,868	- 0.3
PASSENGERS, ON AND OFF	1,327,055	1,342,956	- 15,901	- 1.2
Passengers, On	670,153	675,334	- 5,181	- 0.8
Passengers, Off	656,902	667,622	- 10,720	- 1.6
TOTAL MAIL BY AIR	25,568,514	21,324,374	4,244,140	19.9
AIR MAIL LBS., ON AND OFF	15,420,549	15,429,484	- 8,935	- 0.06
Air Mail Lbs., On	8,663,725	8,736,143	- 72,418	- 0.8
Air Mail Lbs., Off	6,756,824	6,693,341	63,483	0.9
FIRST CLASS MAIL, ON AND OFF	10,147,965	5,894,890	4,253,075	72.1
First Class Mail, On	4,703,054	2,321,901	2,381,153	102.6
First Class Mail, Off	5,444,911	3,572,989	1,871,922	52.4
EXPRESS LBS., ON AND OFF	1,526,017	1,450,952	75,065	5.2
Express Lbs., On	647,511	660,385	- 12,874	- 1.9
Express Lbs., Off	878,506	790,567	87,939	11.1
FREIGHT LBS., ON AND OFF	64,403,206	52,266,150	12,137,056	23.2
Freight Lbs., On	37,903,307	32,504,333	5,398,974	16.6
Freight Lbs., Off	26,499,899	19,761,817	6,738,082	34.1

COMPILATION INCLUDES STATISTICS FROM THE FOLLOWING FOR JUNE, 1970:

- |                                   |                                   |
|-----------------------------------|-----------------------------------|
| 1. Air California                 | 14. Japan Air Lines Company, Ltd. |
| 2. Airlift International, Inc.    | 15. National Airlines, Inc.       |
| 3. Air West                       | 16. Northwest Airlines            |
| 4. American Airlines              | 17. Pan American World Airways    |
| 5. Braniff International          | 18. Pacific Southwest Airlines    |
| 6. British Overseas Airways Corp. | 19. Philippine Airlines           |
| 7. Canadian Pacific Airlines      | 20. Qantas Airways, Ltd.          |
| 8. China Air Lines                | 21. SFO Helicopter Airlines, Inc. |
| 9. Continental Airlines           | 22. Swift Aire Lines, Inc.        |
| 10. Delta Air Lines               | 23. Trans World Airlines, Inc.    |
| 11. The Flying Tiger Line, Inc.   | 24. United Air Lines              |
| 12. Golden Pacific Airlines, Inc. | 25. Valley Airlines, Inc.         |
| 13. Golden West Airlines          | 26. Western Airlines              |

8/11/70



2.20  
 PUBLIC UTILITIES COMMISSION  
 CITY AND COUNTY OF SAN FRANCISCO DOCUMENTS  
 SAN FRANCISCO INTERNATIONAL AIRPORT

1970 + July 1969  
 TO: General Manager of Public Utilities

FROM: George F. Hansen, General Manager, Airport Department

SUBJECT: Comparative Traffic Report, including Statistics of Commercial, Domestic and International Air Carrier Revenue Flights for the Months of July, 1970 and July, 1969.

	<u>JULY</u> <u>1970</u>	<u>JULY</u> <u>1969</u>	<u>INCREASE</u> <u>-DECREASE</u>	<u>PERCENTAGE</u>
AIRLINE ARRIVALS & DEPARTURES (F.A.A. Tower)	27,145	26,461	684	2.6
PASSENGERS, IN AND OUT	1,446,563	1,432,767	13,796	1.0
Passengers, In	723,477	717,272	6,205	.9
Passengers, Out	723,086	715,495	7,591	1.1
PASSENGERS, ON AND OFF	1,392,418	1,365,787	26,631	1.9
Passengers, On	695,776	682,005	13,771	2.0
Passengers, Off	696,642	683,782	12,860	1.9
TOTAL MAIL BY AIR	23,780,259	20,714,506	3,065,753	14.8
AIR MAIL LBS., ON AND OFF	15,029,337	14,525,132	504,205	3.5
Air Mail Lbs., On	9,003,486	8,354,278	649,208	7.8
Air Mail Lbs., Off	6,025,851	6,170,854	- 145,003	- 2.3
FIRST CLASS MAIL, ON AND OFF	8,750,922	6,189,374	2,561,548	41.4
First Class Mail, On	4,279,221	2,584,726	1,694,495	65.6
First Class Mail, Off	4,471,701	3,604,648	867,053	24.1
EXPRESS LBS., ON AND OFF	1,734,633	1,498,178	236,455	15.8
Express Lbs., On	845,455	678,003	167,452	24.7
Express Lbs., Off	889,178	820,175	69,003	8.4
FREIGHT LBS., ON AND OFF	61,013,201	52,421,004	8,592,197	16.4
Freight Lbs., On	34,624,978	30,307,878	4,317,100	14.2
Freight Lbs., Off	26,388,223	22,113,126	4,275,097	19.3

COMPILATION INCLUDES STATISTICS FROM THE FOLLOWING FOR JULY, 1970:

- |                                    |                                   |
|------------------------------------|-----------------------------------|
| 1. Air California                  | 14. Japan Air Lines Company, Ltd. |
| 2. Airlift International, Inc.     | 15. National Airlines, Inc.       |
| 3. Air West                        | 16. Northwest Airlines            |
| 4. American Airlines               | 17. Pan American World Airways    |
| 5. Braniff International           | 18. Pacific Southwest Airlines    |
| 6. British Overseas Airways, Corp. | 19. Philippine Airlines           |
| 7. Canadian Pacific Airlines       | 20. Qantas Airways, Ltd.          |
| 8. China Air Lines                 | 21. SFO Helicopter Airlines, Inc. |
| 9. Continental Airlines            | 22. Swift Aire Lines, Inc.        |
| 10. Delta Air Lines                | 23. Trans World Airlines, Inc.    |
| 11. The Flying Tiger Line, Inc.    | 24. United Air Lines              |
| 12. Golden Pacific Airlines, Inc.  | 25. Valley Airlines, Inc.         |
| 13. Golden West Airlines           | 26. Western Airlines              |

9/8/70

## INVENTORY OF BOOKS

CLASSIFIED BY DATE

LITERATURE OF THE UNITED STATES  
 AND THE HISTORY AND GEOGRAPHY OF THE  
 UNITED STATES

NO.	DATE	TITLE	BY	CLASSIFIED BY
1	1820	...	...	...
2	1825	...	...	...
3	1830	...	...	...
4	1835	...	...	...
5	1840	...	...	...
6	1845	...	...	...
7	1850	...	...	...
8	1855	...	...	...
9	1860	...	...	...
10	1865	...	...	...

...

45  
 ust 1970  
 ust 1969

AIRPORTS COMMISSION  
 CITY AND COUNTY OF SAN FRANCISCO  
 SAN FRANCISCO INTERNATIONAL AIRPORT

DOCUMENTS

OCT 8 1970

SAN FRANCISCO  
 PUBLIC LIBRARY

TO: Airports Commission

FROM: George F. Hansen, General Manager

SUBJECT: Comparative Traffic Report, including Statistics of Commercial, Domestic and International Air Carrier Revenue Flights for the Months of August, 1970 and August, 1969.

	<u>August 1970</u>	<u>August 1969</u>	<u>Increase -Decrease</u>	<u>Percentage</u>
<b>AIRLINE ARRIVALS &amp; DEPARTURES</b> (F.A.A. Tower)	27,030	24,795	2,235	9.0
<b>PASSENGERS, IN AND OUT</b>	1,554,409	1,575,564	- 21,155	- 1.3
Passengers, In	773,356	781,657	- 8,301	- 1.1
Passengers, Out	781,053	793,907	- 12,854	- 1.6
<b>PASSENGERS, ON AND OFF</b>	1,491,754	1,524,074	- 32,320	- 2.1
Passengers, On	749,282	769,067	- 19,785	- 2.5
Passengers, Off	742,472	755,007	- 12,535	- 1.7
<b>TOTAL MAIL BY AIR (lbs)</b>	23,482,193	19,336,636	4,145,557	21.4
<b>AIR MAIL LBS., ON AND OFF</b>	14,727,479	13,631,066	1,096,413	8.0
Air Mail Lbs., On	8,683,134	7,589,434	1,093,700	14.4
Air Mail Lbs., Off	6,044,345	6,041,632	2,713	.04
<b>FIRST CLASS MAIL, ON AND OFF</b>	8,754,714	5,711,570	3,043,144	53.3
First Class Mail, On	4,300,408	2,213,567	2,086,841	94.3
First Class Mail, Off	4,454,306	3,498,003	956,303	27.3
<b>EXPRESS LBS., ON AND OFF</b>	1,609,709	1,310,621	299,088	22.8
Express Lbs., On	834,204	656,900	177,304	27.0
Express Lbs., Off	775,505	653,721	121,784	18.6
<b>FREIGHT LBS., ON AND OFF</b>	56,771,880	53,447,677	3,324,203	6.2
Freight Lbs., On	32,618,698	31,334,407	1,284,291	4.1
Freight Lbs., Off	24,153,182	22,113,270	2,039,912	9.2

COMPILATION INCLUDES STATISTICS FROM THE FOLLOWING FOR AUGUST, 1970.

- |                                   |                                   |
|-----------------------------------|-----------------------------------|
| 1. Air California                 | 14. Japan Air Lines Company, Ltd. |
| 2. Airlift International, Inc.    | 15. National Airlines, Inc.       |
| 3. Air West                       | 16. Northwest Airlines            |
| 4. American Airlines              | 17. Pan American World Airways    |
| 5. Braniff International          | 18. Pacific Southwest Airlines    |
| 6. British Overseas Airways Corp. | 19. Philippine Airlines           |
| 7. Canadian Pacific Airlines      | 20. Qantas Airways, Ltd.          |
| 8. China Air Lines                | 21. SFO Helicopter Airlines, Inc. |
| 9. Continental Airlines           | 22. Swift Aire Lines, Inc.        |
| 10. Delta Air Lines               | 23. Trans World Airlines, Inc.    |
| 11. The Flying Tiger Line, Inc.   | 24. United Air Lines              |
| 12. Golden Pacific Airlines, Inc. | 25. Valley Airlines, Inc.         |
| 13. Golden West Airlines          | 26. Western Airlines              |

10/6/70



AIRPORTS COMMISSION  
CITY AND COUNTY OF SAN FRANCISCO  
SAN FRANCISCO INTERNATIONAL AIRPORT

DOCUMENTS

NOV 7 1970

SAN FRANCISCO  
PUBLIC LIBRARY

TO: Airports Commission

FROM: George F. Hansen, General Manager

SUBJECT: Comparative Traffic Report, including Statistics of Commercial, Domestic and International Air Carrier Revenue Flights for the Months of September 1970 and September 1969.

	<u>September 1970</u>	<u>September 1969</u>	<u>Increase -Decrease</u>	<u>Percentage</u>
AIRLINE ARRIVALS & DEPARTURES (F.A.A. Tower)	25,481	25,356	125	0.5
PASSENGERS, IN AND OUT	1,213,171	1,209,333	3,838	0.3
Passengers, In	610,507	605,226	5,281	0.9
Passengers, Out	602,664	604,107	- 1,443	- 0.2
PASSENGERS, ON AND OFF	1,170,663	1,169,918	745	0.06
Passengers, On	581,212	586,524	- 5,312	- 0.9
Passengers, Off	589,451	583,394	6,057	1.0
TOTAL MAIL BY AIR	22,502,564	18,896,888	3,605,676	19.1
AIR MAIL LBS., ON AND OFF	13,930,171	12,987,080	943,091	7.3
Air Mail Lbs., On	8,042,405	7,246,627	795,778	11.0
Air Mail Lbs., Off	5,887,766	5,740,453	147,313	2.6
FIRST CLASS MAIL, ON AND OFF	8,572,393	5,909,808	2,662,585	45.1
First Class Mail, On	4,041,824	2,182,155	1,859,669	85.2
First Class Mail, Off	4,530,569	3,727,653	802,916	21.5
EXPRESS LBS., ON AND OFF	1,650,478	1,554,984	95,494	6.1
Express Lbs., On	790,651	757,306	33,345	4.4
Express Lbs., Off	859,827	797,678	62,149	7.8
FREIGHT LBS., ON AND OFF	54,673,565	57,099,336	-2,425,771	- 4.2
Freight Lbs., On	30,116,826	34,390,108	-4,273,282	- 12.4
Freight Lbs., Off	24,556,739	22,709,228	1,847,511	8.1

COMPILATION INCLUDES STATISTICS FROM THE FOLLOWING FOR SEPTEMBER, 1970

- |                                   |                                   |
|-----------------------------------|-----------------------------------|
| 1. Air California                 | 14. Japan Air Lines Company, Ltd. |
| 2. Airlift International, Inc.    | 15. National Airlines, Inc.       |
| 3. Air West                       | 16. Northwest Airlines            |
| 4. American Airlines              | 17. Pan American World Airways    |
| 5. Braniff International          | 18. Pacific Southwest Airlines    |
| 6. British Overseas Airways Corp. | 19. Philippine Airlines           |
| 7. Canadian Pacific Airlines      | 20. Qantas Airways, Ltd.          |
| 8. China Air Lines                | 21. SFO Helicopter Airlines, Inc. |
| 9. Continental Airlines           | 22. Swift Aire Lines, Inc.        |
| 10. Delta Air Lines               | 23. Trans World Airlines, Inc.    |
| 11. The Flying Tiger Line, Inc.   | 24. United Air Lines              |
| 12. Golden Pacific Airlines, Inc. | 25. Valley Airlines, Inc.         |
| 13. Golden West Airlines          | 26. Western Airlines              |

11/4/70





DEC 3 1970

SAN FRANCISCO  
PUBLIC LIBRARYAIRPORTS COMMISSION  
CITY AND COUNTY OF SAN FRANCISCO  
SAN FRANCISCO INTERNATIONAL AIRPORT

TO: Airports Commission

FROM: James K. Carr, Director of Airports

SUBJECT: Comparative Traffic Report, including Statistics of Commercial,  
Domestic and International Air Carrier Revenue Flights for the  
Months of October, 1970 and October, 1969.

	<u>October 1970</u>	<u>October 1969</u>	<u>Increase -Decrease</u>	<u>Percentage</u>
AIRLINE ARRIVALS & DEPARTURES (F.A.A. Tower)	25,495	26,718	- 1,223	- 4.6
PASSENGERS, IN AND OUT	1,141,231	1,190,077	- 48,846	- 4.1
Passengers, In	569,642	591,778	- 22,136	- 3.7
Passengers, Out	571,589	598,299	- 26,710	- 4.5
PASSENGERS, ON AND OFF	1,100,650	1,149,117	- 48,467	- 4.2
Passengers, On	551,298	576,714	- 25,416	- 4.4
Passengers, Out	549,352	572,403	- 23,051	- 4.0
TOTAL MAIL BY AIR	23,744,553	21,717,647	2,026,906	9.3
AIR MAIL LBS., ON AND OFF	13,195,056	14,093,979	- 898,923	- 6.4
Air Mail Lbs., On	7,731,687	8,310,410	- 578,723	- 7.0
Air Mail Lbs., Off	5,463,369	5,783,569	- 320,200	- 5.5
FIRST CLASS MAIL, ON AND OFF	10,549,497	7,623,668	2,925,829	38.4
First Class Mail, On	5,316,768	3,589,895	1,726,873	48.1
First Class Mail, Off	5,232,729	4,033,773	1,198,956	29.7
EXPRESS LBS., ON AND OFF	1,707,230	1,745,972	- 38,742	- 2.2
Express Lbs., On	887,010	934,421	- 47,411	- 5.0
Express Lbs., Off	820,220	811,551	8,669	1.1
FREIGHT LBS, ON AND OFF	51,424,016	53,651,060	-2,227,044	- 4.2
Freight Lbs, On	28,110,456	29,427,385	-1,316,929	- 4.5
Freight Lbs, Off	23,313,560	24,223,675	- 910,115	- 3.8

Compilation includes statistics from the following for October, 1970:

- |                                   |                                   |
|-----------------------------------|-----------------------------------|
| 1. Air California                 | 14. Japan Air Lines Company, Ltd. |
| 2. Airlift International, Inc.    | 15. National Airlines, Inc.       |
| 3. Air West                       | 16. Northwest Airlines            |
| 4. American Airlines              | 17. Pan American World Airways    |
| 5. Braniff International          | 18. Pacific Southwest Airlines    |
| 6. British Overseas Airways Corp. | 19. Philippine Airlines           |
| 7. Canadian Pacific Airlines      | 20. Qantas Airways, Ltd.          |
| 8. China Airlines                 | 21. SFO Helicopter Airlines, Inc. |
| 9. Continental Airlines           | 22. Swift Aire Lines, Inc.        |
| 10. Delta Air Lines               | 23. Trans World Airlines, Inc.    |
| 11. The Flying Tiger Line, Inc.   | 24. United Air Lines              |
| 12. Golden Pacific Airlines, Inc. | 25. Valley Airlines, Inc.         |
| 13. Golden West Airlines          | 26. Western Airlines              |

12/1/70



AIRPORTS COMMISSION  
CITY AND COUNTY OF SAN FRANCISCO  
SAN FRANCISCO INTERNATIONAL AIRPORT

DOCUMENTS

JAN 7 1971

SAN FRANCISCO  
PUBLIC LIBRARY

TO: Airports Commission

FROM: James K. Carr, Director of Airports

SUBJECT: Comparative Traffic Report, including Statistics of Commercial, Domestic and International Air Carrier Revenue Flights for the Months of November, 1970 and November 1969.

	November <u>1970</u>	November <u>1969</u>	Increase <u>-Decrease</u>	<u>Percentage</u>
AIRLINE ARRIVALS & DEPARTURES (F.A.A. Tower)	24,276	25,747	- 1,471	- 5.7
PASSENGERS, IN AND OUT	1,053,632	1,087,076	- 33,444	- 3.1
Passengers, In	522,274	529,431	- 7,157	- 1.4
Passengers, Out	531,358	557,645	- 26,287	- 4.7
PASSENGERS, ON AND OFF	1,015,980	1,054,524	- 38,544	- 3.7
Passengers, On	512,532	540,678	- 28,146	- 5.2
Passengers, Off	503,448	513,846	- 10,398	- 2.0
TOTAL MAIL BY AIR	29,003,985	26,142,761	2,861,224	10.9
AIR MAIL LBS., ON AND OFF	15,485,567	15,360,291	125,276	0.8
Air Mail Lbs., On	9,557,044	9,383,728	173,316	1.8
Air Mail Lbs., Off	5,928,523	5,976,563	- 48,040	- 0.8
FIRST CLASS MAIL, ON AND OFF	13,518,418	10,782,470	2,735,948	25.4
First Class Mail, On	6,447,033	4,487,936	1,959,097	43.7
First Class Mail, Off	7,071,385	6,294,534	776,851	12.3
EXPRESS LBS., ON AND OFF	1,521,732	1,576,475	- 54,743	- 3.5
Express Lbs., On	811,485	871,004	- 59,519	- 6.8
Express Lbs., Off	710,247	705,471	4,776	0.6
FREIGHT LBS., ON AND OFF	43,297,374	53,364,543	-10,067,169	- 18.9
Freight Lbs., On	23,441,205	29,907,270	- 6,466,065	- 21.6
Freight Lbs., Off	19,856,169	23,457,273	- 3,601,104	- 15.4

Compilation includes statistics from the following for November, 1970:

- |                                   |                                   |
|-----------------------------------|-----------------------------------|
| 1. Air California                 | 14. Japan Air Lines Company, Ltd. |
| 2. Airlift International, Inc.    | 15. National Airlines, Inc.       |
| 3. Air West                       | 16. Northwest Airlines            |
| 4. American Airlines              | 17. Pan American World Airways    |
| 5. Braniff International          | 18. Pacific Southwest Airlines    |
| 6. British Overseas Airways Corp. | 19. Philippine Airlines           |
| 7. Canadian Pacific Airlines      | 20. Qantas Airways, Ltd.          |
| 8. China Air Lines                | 21. SFO Helicopter Airlines, Inc. |
| 9. Continental Airlines           | 22. Swift Aire Lines, Inc.        |
| 10. Delta Air Lines               | 23. Trans World Airlines, Inc.    |
| 11. The Flying Tiger Line, Inc.   | 24. United Air Lines              |
| 12. Golden Pacific Airlines, Inc. | 25. Valley Airlines, Inc.         |
| 13. Golden West Airlines          | 26. Western Airlines              |

DATE	DESCRIPTION	AMOUNT	CHECK NO.	BANK
1951-1-1	...	...	...	...
1951-1-15	...	...	...	...
1951-1-20	...	...	...	...
1951-1-25	...	...	...	...
1951-1-30	...	...	...	...
1951-2-5	...	...	...	...
1951-2-10	...	...	...	...
1951-2-15	...	...	...	...
1951-2-20	...	...	...	...
1951-2-25	...	...	...	...
1951-3-1	...	...	...	...
1951-3-5	...	...	...	...
1951-3-10	...	...	...	...
1951-3-15	...	...	...	...
1951-3-20	...	...	...	...
1951-3-25	...	...	...	...
1951-4-1	...	...	...	...
1951-4-5	...	...	...	...
1951-4-10	...	...	...	...
1951-4-15	...	...	...	...
1951-4-20	...	...	...	...
1951-4-25	...	...	...	...
1951-5-1	...	...	...	...
1951-5-5	...	...	...	...
1951-5-10	...	...	...	...
1951-5-15	...	...	...	...
1951-5-20	...	...	...	...
1951-5-25	...	...	...	...
1951-6-1	...	...	...	...
1951-6-5	...	...	...	...
1951-6-10	...	...	...	...
1951-6-15	...	...	...	...
1951-6-20	...	...	...	...
1951-6-25	...	...	...	...
1951-7-1	...	...	...	...
1951-7-5	...	...	...	...
1951-7-10	...	...	...	...
1951-7-15	...	...	...	...
1951-7-20	...	...	...	...
1951-7-25	...	...	...	...
1951-8-1	...	...	...	...
1951-8-5	...	...	...	...
1951-8-10	...	...	...	...
1951-8-15	...	...	...	...
1951-8-20	...	...	...	...
1951-8-25	...	...	...	...
1951-9-1	...	...	...	...
1951-9-5	...	...	...	...
1951-9-10	...	...	...	...
1951-9-15	...	...	...	...
1951-9-20	...	...	...	...
1951-9-25	...	...	...	...
1951-10-1	...	...	...	...
1951-10-5	...	...	...	...
1951-10-10	...	...	...	...
1951-10-15	...	...	...	...
1951-10-20	...	...	...	...
1951-10-25	...	...	...	...
1951-11-1	...	...	...	...
1951-11-5	...	...	...	...
1951-11-10	...	...	...	...
1951-11-15	...	...	...	...
1951-11-20	...	...	...	...
1951-11-25	...	...	...	...
1951-12-1	...	...	...	...
1951-12-5	...	...	...	...
1951-12-10	...	...	...	...
1951-12-15	...	...	...	...
1951-12-20	...	...	...	...
1951-12-25	...	...	...	...

AIRPORTS COMMISSION  
CITY AND COUNTY OF SAN FRANCISCO  
SAN FRANCISCO INTERNATIONAL AIRPORT

DOCUMENTS

FEB 4 1971

SAN FRANCISCO  
PUBLIC LIBRARY

TO: Airports Commission

FROM: James K. Carr, Director of Airports

SUBJECT: Comparative Traffic Report, including Statistics of Commercial,  
Domestic and International Air Carrier Revenue Flights for the  
Months of December, 1970 and December, 1969.

	December <u>1970</u>	December <u>1969</u>	Increase <u>-Decrease</u>	<u>Percentage</u>
AIRLINE ARRIVALS & DEPARTURES (F.A.A. Tower)	25,331	27,214	- 1,883	- 6.9
PASSENGERS, IN AND OUT	1,174,099	1,220,782	- 46,683	- 3.8
Passengers, In	571,611	596,374	- 24,763	- 4.2
Passengers, Out	602,488	624,408	- 21,920	- 3.5
PASSENGERS, ON AND OFF	1,131,243	1,171,067	- 39,824	- 3.4
Passengers, On	581,060	598,932	- 17,872	- 3.0
Passengers, Off	550,183	572,135	- 21,952	- 3.8
TOTAL MAIL BY AIR	34,707,466	32,874,483	1,832,983	5.6
AIR MAIL LBS., ON AND OFF	20,764,585	21,131,548	- 366,963	- 1.7
Air Mail Lbs., On	11,566,100	12,436,162	- 870,062	- 7.0
Air Mail Lbs., Off	9,198,485	8,695,386	503,099	5.8
FIRST CLASS MAIL, ON AND OFF	13,942,881	11,742,935	2,199,946	18.7
First Class Mail, On	6,354,126	5,191,356	1,162,770	22.4
First Class Mail, Off	7,588,755	6,551,579	1,037,176	15.8
EXPRESS LBS., ON AND OFF	1,953,574	1,732,364	221,210	12.8
Express Lbs., On	1,040,152	884,879	155,273	17.5
Express Lbs., Off	913,422	847,485	65,937	7.8
FREIGHT LBS., ON AND OFF	47,547,007	51,113,136	-3,566,129	- 7.0
Freight Lbs., On	26,748,471	29,961,371	-3,212,900	- 10.7
Freight Lbs., Off	20,798,536	21,151,765	- 353,229	- 1.7

Compilation includes statistics from the following for December, 1970:

- |                                   |                                   |
|-----------------------------------|-----------------------------------|
| 1. Air California                 | 14. Japan Air Lines               |
| 2. Airlift International, Inc.    | 15. National Airlines, Inc.       |
| 3. Air West                       | 16. Northwest Airlines            |
| 4. American Airlines              | 17. Pan American World Airways    |
| 5. Braniff International          | 18. Pacific Southwest Airlines    |
| 6. British Overseas Airways       | 19. Philippine Airlines           |
| 7. Canadian Pacific Airlines      | 20. Qantas Airways, Ltd.          |
| 8. China Air Lines                | 21. SFO Helicopter Airlines, Inc. |
| 9. Continental Airlines           | 22. Swift Aire Lines, Inc.        |
| 10. Delta Air Lines               | 23. Trans World Airlines, Inc.    |
| 11. The Flying Tiger Line         | 24. United Air Lines              |
| 12. Golden Pacific Airlines, Inc. | 25. Valley Airlines, Inc.         |
| 13. Golden West Airlines          | 26. Western Airlines              |

MEMORANDUM FOR THE DIRECTOR  
SUBJECT: [Faded text]

DATE: [Faded]

TO: [Faded]

DATE	INITIALS	NAME	POSITION	REMARKS
1/24				
1/25				
1/26				
1/27				
1/28				
1/29				
1/30				
1/31				
2/1				
2/2				
2/3				
2/4				
2/5				
2/6				
2/7				
2/8				
2/9				
2/10				
2/11				
2/12				
2/13				
2/14				
2/15				
2/16				
2/17				
2/18				
2/19				
2/20				
2/21				
2/22				
2/23				
2/24				
2/25				
2/26				
2/27				
2/28				
2/29				
3/1				

[Faded text block containing notes or signature]

10+1/71

San Francisco

AIRPORTS COMMISSION  
CITY AND COUNTY OF SAN FRANCISCO  
SAN FRANCISCO INTERNATIONAL AIRPORT

DOCUMENTS

MAR 17 1971

SAN FRANCISCO  
PUBLIC LIBRARY

TO: Airports Commission

FROM: James K. Carr, Director of Airports

SUBJECT: Comparative Traffic Report, including Statistics of Commercial, Domestic and International Air Carrier Revenue Flights for the Months of January 1970 and January 1971.

	<u>January 1971</u>	<u>January 1970</u>	<u>Increase -Decrease</u>	<u>Percentage</u>
<b>AIRLINE ARRIVALS &amp; DEPARTURES</b> (F.A.A. Tower)	24,140	26,702	- 2,562	- 9.6
<b>PASSENGERS, IN AND OUT</b>	1,072,211	1,119,892	- 47,681	- 4.3
Passengers, In	535,756	564,982	- 29,226	- 5.2
Passengers, Out	536,455	554,910	- 18,455	- 3.3
<b>PASSENGERS, ON AND OFF</b>	1,024,945	1,063,258	- 38,313	- 3.6
Passengers, On	512,822	526,172	- 13,350	- 2.5
Passengers, Off	512,123	537,086	- 24,963	- 4.6
<b>TOTAL MAIL BY AIR</b>	23,561,899	21,712,939	1,848,960	8.5
<b>AIR MAIL LBS., ON AND OFF</b>	14,186,484	14,469,938	- 283,454	- 2.0
Air Mail Lbs., On	8,437,443	8,679,904	- 242,461	- 2.8
Air Mail Lbs., Off	5,749,041	5,790,934	- 40,993	- 0.7
<b>FIRST CLASS MAIL, ON AND OFF</b>	9,375,415	7,243,001	2,132,414	29.4
First Class Mail, On	4,797,446	3,288,077	1,509,369	45.9
First Class Mail, Off	4,577,969	3,954,924	623,045	15.8
<b>EXPRESS LBS., ON AND OFF</b>	1,370,849	1,515,832	- 144,983	- 9.6
Express Lbs., On	643,718	836,360	- 192,642	- 23.0
Express Lbs., Off	727,131	679,472	47,659	7.0
<b>FREIGHT LBS., ON AND OFF</b>	37,367,335	40,089,320	-2,721,985	- 6.8
Freight Lbs., On	20,233,834	20,281,824	- 47,990	- 0.2
Freight Lbs., Off	17,133,501	19,807,496	-2,673,995	- 13.5

Compilation includes statistics from the following for January, 1971

- |                                   |                                   |
|-----------------------------------|-----------------------------------|
| 1. Air California                 | 14. Japan Air Lines               |
| 2. Airlift International, Inc.    | 15. National Airlines, Inc.       |
| 3. Air West                       | 16. Northwest Airlines            |
| 4. American Airlines              | 17. Pan American World Airways    |
| 5. Braniff International          | 18. Pacific Southwest Airlines    |
| 6. British Overseas Airways       | 19. Philippine Airlines           |
| 7. Canadian Pacific Airlines      | 20. Qantas Airways, Ltd.          |
| 8. China Air Lines                | 21. SFO Helicopter Airlines, Inc. |
| 9. Continental Airlines           | 22. Swift Aire Lines, Inc.        |
| 10. Delta Air Lines               | 23. Trans World Airlines, Inc.    |
| 11. The Flying Tiger Line         | 24. United Air Lines              |
| 12. Golden Pacific Airlines, Inc. | 25. Valley Airlines, Inc.         |
| 13. Golden West Airlines          | 26. Western Airlines              |

3/16/71

STATE OF ILLINOIS  
OFFICE OF THE ATTORNEY GENERAL  
JAMES H. HANCOCK, ATTORNEY GENERAL

IN REPLY TO A RESOLUTION OF THE SENATE  
PASSED FEBRUARY 15, 1911  
RELATIVE TO THE REPORT OF THE  
COMMISSIONERS OF THE DEPARTMENT OF PUBLIC SAFETY  
AND THE REPORT OF THE  
COMMISSIONERS OF THE DEPARTMENT OF CORRECTIONS  
RELATIVE TO THE REPORT OF THE  
COMMISSIONERS OF THE DEPARTMENT OF PUBLIC SAFETY  
AND THE REPORT OF THE  
COMMISSIONERS OF THE DEPARTMENT OF CORRECTIONS

Item	Amount	Total	Balance
Salaries	\$1,200,000.00	\$1,200,000.00	
Travel	50,000.00	50,000.00	
Printing	100,000.00	100,000.00	
Stationery	50,000.00	50,000.00	
Telephone	20,000.00	20,000.00	
Electric	10,000.00	10,000.00	
Gas	10,000.00	10,000.00	
Water	5,000.00	5,000.00	
Heat	5,000.00	5,000.00	
Repairs	10,000.00	10,000.00	
Insurance	10,000.00	10,000.00	
Interest	10,000.00	10,000.00	
Contingencies	10,000.00	10,000.00	
Unexpended balance	10,000.00	10,000.00	10,000.00
<b>Total</b>	<b>\$1,450,000.00</b>	<b>\$1,450,000.00</b>	

Very respectfully,  
 JAMES H. HANCOCK,  
 ATTORNEY GENERAL

Approved:  
 \_\_\_\_\_  
 CLERK OF THE SENATE



5 #6  
71

AIRPORTS COMMISSION  
CITY AND COUNTY OF SAN FRANCISCO  
SAN FRANCISCO INTERNATIONAL AIRPORT

DOCUMENTS

APR 12 1971

SAN FRANCISCO  
PUBLIC LIBRARY

TO: Airports Commission

FROM: James K. Carr, Director of Airports

SUBJECT: Comparative Traffic Report, including Statistics of Commercial, Domestic and International Air Carrier Revenue Flights for the Months of February 1970 to February 1971.

	<u>February 1971</u>	<u>February 1970</u>	<u>Increase -Decrease</u>	<u>Percentage</u>
AIRLINE ARRIVALS & DEPARTURES (F.A.A. Tower)	21,805	23,508	- 1,703	- 7.2
PASSENGERS, IN AND OUT	913,542	961,860	-48,318	- 5.0
Passengers, In	450,883	477,862	-26,979	- 5.6
Passengers, Out	462,659	483,998	-21,339	- 4.4
PASSENGERS, ON AND OFF	867,912	915,542	-47,630	- 5.2
Passengers, On	439,844	460,839	-20,995	- 4.6
Passengers, Off	428,068	454,703	-26,635	- 5.9
TOTAL MAIL BY AIR	21,700,085	22,603,005	-902,920	- 4.0
AIR MAIL LBS., ON AND OFF	13,250,141	15,091,384	-1,841,243	-12.2
Air Mail Lbs. On	7,917,294	9,417,985	-1,500,691	-15.9
Air Mail Lbs. Off	5,332,847	5,673,399	- 340,552	- 6.0
FIRST CLASS MAIL ON & OFF	8,449,944	7,511,621	- 938,323	-12.5
First Class Mail, On	4,375,395	3,551,288	-824,107	-23.2
First Class Mail, Off	4,074,549	3,960,333	-114,216	- 2.9
EXPRESS LBS., ON AND OFF	1,400,564	1,431,073	- 30,509	- 2.1
Express Lbs., On	713,714	771,433	- 57,719	- 7.5
Express Lbs., Off	686,850	659,640	-27,210	- 4.1
FREIGHT LBS., ON AND OFF	35,697,233	39,328,917	-3,631,684	- 9.2
Freight Lbs., On	20,010,333	21,343,707	-1,333,374	- 6.2
Freight Lbs., Off	15,686,900	17,985,210	-2,298,310	-12.8

Compilation includes statistics from the following for February, 1971.

- |                                   |                                |
|-----------------------------------|--------------------------------|
| 1. Air California                 | 14. Japan Air Lines            |
| 2. Airlift International, Inc.    | 15. National Airlines          |
| 3. Air West                       | 16. Northwest Airlines         |
| 4. American Airlines              | 17. Pan American World Airways |
| 5. Braniff International          | 18. Pacific Southwest Airlines |
| 6. British Overseas Airways Corp. | 19. Philippine Airlines        |
| 7. Canadian Pacific Airlines      | 20. Qantas Airways             |
| 8. China Air Lines                | 21. SFO Helicopter, Airlines   |
| 9. Continental Airlines           | 22. Swift Aire Lines           |
| 10. Delta Air Lines               | 23. Trans World Airlines       |
| 11. Flying Tiger Line             | 24. United Air Lines           |
| 12. Golden Pacific Airlines       | 25. Valley Airlines, Inc.      |
| 13. Golden West Airlines          | 26. Western Airlines           |

General Ledger

Account of ...

Month	Year	Particulars	Debit	Credit	Balance
Jan	1918	...	...	...	...
Feb	1918	...	...	...	...
Mar	1918	...	...	...	...
Apr	1918	...	...	...	...
May	1918	...	...	...	...
Jun	1918	...	...	...	...
Jul	1918	...	...	...	...
Aug	1918	...	...	...	...
Sep	1918	...	...	...	...
Oct	1918	...	...	...	...
Nov	1918	...	...	...	...
Dec	1918	...	...	...	...

Total ...

...

...

AIRPORTS COMMISSION  
CITY AND COUNTY OF SAN FRANCISCO  
SAN FRANCISCO INTERNATIONAL AIRPORT

DOCUMENTS

APR 30 1971

SAN FRANCISCO  
PUBLIC LIBRARY

TO: Airports Commission

FROM: James K. Carr, Director of Airports

SUBJECT: Comparative Traffic Report, including Statistics of Commercial,  
Domestic and International Air Carrier Revenue Flights for  
the Months of March 1971 and March 1970.

	<u>March 1971</u>	<u>March 1970</u>	<u>Increase -Decrease</u>	<u>Percentage</u>
AIRLINE ARRIVALS & DEPARTURES (F.A.A. Tower)	24,739	25,439	-700	-2.8
PASSENGERS, IN AND OUT	1,046,641	1,135,369	-88,728	-7.8
Passengers, In	518,970	546,965	-27,995	-5.1
Passengers, Out	527,671	588,404	-60,733	-10.3
PASSENGERS, ON AND OFF	989,215	1,081,987	-92,772	-8.6
Passengers, On	498,958	561,713	-62,755	-11.2
Passengers, Off	490,257	520,274	-30,017	-5.8
TOTAL MAIL BY AIR	24,020,257	23,845,544	174,713	.7
AIR MAIL LBS., ON AND OFF	14,462,479	15,614,306	-1,151,827	-7.4
Air Mail Lbs., On	8,381,416	9,983,281	-1,601,865	-16.0
Air Mail Lbs., Off	6,081,063	5,631,025	450,038	8.0
FIRST CLASS MAIL, ON AND OFF	9,557,778	8,231,238	1,326,540	16.1
First Class Mail, On	4,909,097	4,345,168	563,929	13.0
First Class Mail, Off	4,648,681	3,886,070	762,611	19.6
EXPRESS LBS., ON AND OFF	3,016,686	1,547,674	1,469,012	94.9
Express Lbs., On	769,099	895,107	-126,008	-14.1
Express Lbs., Off	2,247,587	652,567	1,595,020	244.4
FREIGHT LBS., ON AND OFF	41,320,337	46,917,086	-5,596,749	-11.9
Freight Lbs., On	23,500,422	27,776,433	-4,276,011	-15.4
Freight Lbs., Off	17,819,915	19,140,653	-1,320,738	-6.9

Compilation includes statistics from the following for March, 1971.

- |                                    |                                |
|------------------------------------|--------------------------------|
| 1. Air California                  | 14. Japan Air Lines            |
| 2. Airlift International, Inc.     | 15. National Airlines          |
| 3. Air West                        | 16. Northwest Airlines         |
| 4. American Airlines               | 17. Pan American World Airways |
| 5. Braniff International           | 18. Pacific Southwest Airlines |
| 6. British Overseas Airways, Corp. | 19. Philippine Airlines        |
| 7. Canadian Pacific Airlines       | 20. Qantas Airways             |
| 8. China Air Lines                 | 21. SFO Helicopter, Airlines   |
| 9. Continental Airlines            | 22. Swift Aire Lines           |
| 10. Delta Air Lines                | 23. Trans World Airlines       |
| 11. Flying Tiger Line              | 24. United Air Lines           |
| 12. Golden Pacific Airlines        | 25. Valley Airlines, Inc.      |
| 13. Golden West Airlines           | 26. Western Airlines           |

4/28/71



MAY 24 1971

SAN FRANCISCO  
PUBLIC LIBRARY

AIRPORTS COMMISSION  
CITY AND COUNTY OF SAN FRANCISCO  
SAN FRANCISCO INTERNATIONAL AIRPORT

TO: Airports Commission

FROM: James K. Carr, Director of Airports

SUBJECT: Comparative Traffic Report, including Statistics of Commercial,  
Domestic and International Air Carrier Revenue Flights for the  
Months of April 1971 and April 1970.

	<u>April</u> <u>1971</u>	<u>April</u> <u>1970</u>	<u>Increase</u> <u>-Decrease</u>	<u>Percentage</u>
AIRLINE ARRIVALS & DEPARTURES (F.A.A. Tower)	23,615	24,040	-425	-1.8
PASSENGERS IN AND OUT	1,100,804	1,080,780	20,024	1.9
Passengers, In	543,912	530,912	13,000	2.4
Passengers, Out	556,892	549,868	7,024	1.3
PASSENGERS, ON AND OFF	1,088,002	1,034,329	53,673	5.2
Passengers, On	550,491	525,811	24,680	4.7
Passengers, Off	537,511	508,518	28,993	5.7
TOTAL MAIL BY AIR	26,855,880	24,118,028	2,737,852	11.4
AIR MAIL LBS., ON AND OFF	17,598,774	14,926,096	2,672,678	17.9
Air Mail lbs., On	11,720,086	8,731,076	2,989,010	34.2
Air Mail lbs., Off	5,878,688	6,195,020	-316,332	-5.1
FIRST CLASS MAIL, ON AND OFF	9,257,106	9,191,932	65,174	.7
First Class Mail, On	5,222,826	4,613,510	609,316	13.2
First Class Mail, Off	4,034,280	4,578,422	-544,142	-11.9
EXPRESS LBS., ON AND OFF	1,107,804	2,077,547	-969,743	-46.7
Express Lbs., On	539,556	1,041,075	-501,519	-48.2
Express Lbs., Off	568,248	1,036,472	-468,224	-45.2
FREIGHT LBS., ON AND OFF	45,000,784	51,614,591	-6,613,807	-12.8
Freight Lbs., On	24,178,169	26,905,518	-2,727,349	-10.1
Freight Lbs., Off	20,822,615	24,709,073	-3,886,458	-15.7

Compilation includes statistics from the following for April, 1971.

- |                                    |                                |
|------------------------------------|--------------------------------|
| 1. Air California                  | 14. Japan Air Lines            |
| 2. Airlift International, Inc.     | 15. National Airlines          |
| 3. Air West                        | 16. Northwest Airlines         |
| 4. American Airlines               | 17. Pan American World Airways |
| 5. Braniff International           | 18. Pacific Southwest Airlines |
| 6. British Overseas Airways, Corp. | 19. Philippine Airlines        |
| 7. Canadian Pacific Airlines       | 20. Qantas Airways             |
| 8. China Air Lines                 | 21. SFO Helicopter, Airlines   |
| 9. Continental Airlines            | 22. Swift Aire Lines           |
| 10. Delta Air Lines                | 23. Trans World Airlines       |
| 11. Flying Tiger Line              | 24. United Air Lines           |
| 12. Golden Pacific Airlines        | 25. Valley Airlines, Inc.      |
| 13. Golden West Airlines           | 26. Western Airlines           |

THE UNIVERSITY OF CHICAGO  
 LIBRARY  
 540 EAST 57TH STREET  
 CHICAGO, ILL. 60637

DATE  
 TIME

UNIVERSITY OF CHICAGO PRESS  
 540 EAST 57TH STREET  
 CHICAGO, ILL. 60637

NO.	NAME	AGE	SEX	REMARKS
1	...	...	...	...
2	...	...	...	...
3	...	...	...	...
4	...	...	...	...
5	...	...	...	...
6	...	...	...	...
7	...	...	...	...
8	...	...	...	...
9	...	...	...	...
10	...	...	...	...
11	...	...	...	...
12	...	...	...	...
13	...	...	...	...
14	...	...	...	...
15	...	...	...	...
16	...	...	...	...
17	...	...	...	...
18	...	...	...	...
19	...	...	...	...
20	...	...	...	...

THE UNIVERSITY OF CHICAGO PRESS  
 540 EAST 57TH STREET  
 CHICAGO, ILL. 60637

UNIVERSITY OF CHICAGO PRESS  
 540 EAST 57TH STREET  
 CHICAGO, ILL. 60637

AIRPORTS COMMISSION  
CITY AND COUNTY OF SAN FRANCISCO  
SAN FRANCISCO INTERNATIONAL AIRPORT

DOCUMENT  
MAY 23 1971  
SAN FRANCISCO  
PUBLIC LIBRARY

TO: Airports Commission

FROM: James K. Carr, Director of Airports

SUBJECT: Comparative Traffic Report, including Statistics of Commercial, Domestic and International Air Carrier Revenue Flights for the Months of May 1971 and May 1970.

	May <u>1971</u>	May <u>1970</u>	Increase <u>-Decrease</u>	<u>Percentage</u>
F.A.A. TOWER	24,142	25,779	-1,637	-6.4
PASSENGERS, IN AND OUT	1,124,090	1,187,708	-63,618	-5.4
Passengers, In	556,476	591,227	-34,751	-5.9
Passengers, Out	567,614	596,481	-28,867	-4.8
PASSENGERS, ON AND OFF	1,074,294	1,143,062	-68,768	-6.0
Passengers, On	542,070	574,208	-32,138	-5.6
Passengers, Off	532,224	568,854	-36,630	-6.4
TOTAL MAIL BY AIR	21,620,280	25,732,163	-4,111,883	-16.0
AIR MAIL LBS., ON AND OFF	13,217,692	15,856,005	-2,638,313	-16.6
Air Mail Lbs., On	6,953,666	9,332,142	-2,378,476	-25.5
Air Mail Lbs., Off	6,264,026	6,523,863	= 259,837	- 4.0
FIRST CLASS MAIL, ON AND OFF	8,402,588	9,876,158	-1,473,570	-14.9
First Class Mail, On	4,663,004	4,648,885	14,119	.3
First Class Mail, Off	3,739,584	5,227,273	- 1,487,689	-28.5
EXPRESS LBS., ON AND OFF	1,309,080	2,126,044	-816,964	-38.4
Express Lbs., On	721,418	1,052,735	-331,317	-31.5
Express Lbs., Off	587,662	1,073,309	-485,647	-45.2
FREIGHT LBS., ON AND OFF	50,207,260	54,927,872	-4,720,612	-8.6
Freight Lbs., On	30,219,795	29,466,504	753,291	2.6
Freight Lbs., Off	19,987,465	25,461,368	-5,473,903	-21.5

Compilation includes statistics from the following for May 1971:

- |                                    |                                |
|------------------------------------|--------------------------------|
| 1. Air California                  | 14. Japan Air Lines            |
| 2. Airlift International, Inc.     | 15. National Airlines          |
| 3. Air West                        | 16. Northwest Airlines         |
| 4. American Airlines               | 17. Pan American World Airways |
| 5. Braniff International           | 18. Pacific Southwest Airlines |
| 6. British Overseas Airways, Corp. | 19. Philippine Airlines        |
| 7. Canadian Pacific Airlines       | 20. Qantas Airways             |
| 8. China Air Lines                 | 21. SFO Helicopter, Airlines   |
| 9. Continental Airlines            | 22. Swift Aire Lines           |
| 10. Delta Air Lines                | 23. Trans-World Airlines       |
| 11. Flying Tiger Line              | 24. United Air Lines           |
| 12. Golden Pacific Airlines        | 25. Valley Airlines, Inc.      |
| 13. Golden West Airlines           | 26. Western Airlines           |

CH  
6/22/71





AIRPORTS COMMISSION  
CITY AND COUNTY OF SAN FRANCISCO  
SAN FRANCISCO INTERNATIONAL AIRPORT

DOCUMENTS

JUL 27 1971

SAN FRANCISCO  
PUBLIC LIBRARY

TO: Airports Commission

FROM: James K. Carr, Director of Airports

SUBJECT: Comparative Traffic Report, including Statistics of Commercial, Domestic and International Air Carrier Revenue Flights for the Months of June 1971 and June 1970.

	June <u>1971</u>	June <u>1970</u>	Increase <u>-Decrease</u>	<u>Percentage</u>
F. A. A. TOWER	24,225	26,294	(2,069)	-7.9
PASSENGERS, IN AND OUT	1,272,235	1,379,215	(106,980)	-7.8
Passengers, In	626,142	682,654	(56,512)	-8.3
Passengers, Out	646,093	696,561	(50,468)	-7.2
PASSENGERS, ON AND OFF	1,218,837	1,327,055	(108,218)	-8.2
Passengers, On	619,821	670,153	(50,332)	-7.5
Passengers, Off	599,016	656,902	(57,886)	-8.8
TOTAL MAIL BY AIR	19,680,022	25,568,514	(5,888,492)	-23.0
AIR MAIL LBS., ON AND OFF	12,070,096	15,420,549	(3,350,453)	-21.7
Air Mail Lbs., On	6,597,352	8,663,725	(2,066,373)	-23.9
Air Mail Lbs., Off	5,472,744	6,756,824	(1,284,080)	-19.0
FIRST CLASS MAIL, ON AND OFF	7,609,926	10,147,965	(2,538,039)	-25.0
First Class Mail, On	4,346,655	4,703,054	(356,399)	-7.6
First Class Mail, Off	3,263,271	5,444,911	(2,181,640)	-40.1
EXPRESS LBS., ON AND OFF	1,411,124	1,526,017	(114,893)	-7.5
Express Lbs., On	763,401	647,511	115,890	17.9
Express Lbs., Off	647,723	878,506	(230,783)	-26.3
FREIGHT LBS., ON AND OFF	53,364,248	64,403,206	(11,038,958)	-17.1
Freight Lbs., On	33,625,546	37,903,307	(4,277,761)	-11.3
Freight Lbs., Off	19,738,702	26,499,899	(6,761,197)	-25.5

Compilation includes statistics from the following for June 1971:

- |                                    |                                |
|------------------------------------|--------------------------------|
| 1. Air California                  | 14. Japan Air Lines            |
| 2. Airlift International, Inc,     | 15. National Airlines          |
| 3. Air West                        | 16. Northwest Airlines         |
| 4. American Airlines               | 17. Pan American World Airways |
| 5. Braniff International           | 18. Pacific Southwest Airlines |
| 6. British Overseas Airways, Corp. | 19. Philippine Airlines        |
| 7. Canadian Pacific Airlines       | 20. Qantas Airways             |
| 8. China Air Lines                 | 21. SFO Helicopter, Airlines   |
| 9. Continental Airlines            | 22. Swift Aire Lines           |
| 10. Delta Air Lines                | 23. Trans-World Airlines       |
| 11. Flying Tiger Line              | 24. United Air Lines           |
| 12. Golden Pacific Airlines        | 25. Western Airlines           |
| 13. Golden West Airlines           |                                |

THE  
 NATIONAL BUREAU OF STANDARDS  
 U. S. DEPARTMENT OF COMMERCE

Standard Specification

for

STEEL RAILS  
 FOR RAILROADS  
 (Standard Specification for Steel Rails for Railroads)  
 (Specification for Steel Rails for Railroads)  
 (Specification for Steel Rails for Railroads)  
 (Specification for Steel Rails for Railroads)

Grade	Weight per Yard	Height	Head Width	Head Thickness	Web Thickness	Foot Width	Foot Thickness
110	110	8 1/2	4 1/2	1 1/4	1/2	10 1/2	1 1/4
115	115	8 1/2	4 1/2	1 1/4	1/2	10 1/2	1 1/4
120	120	8 1/2	4 1/2	1 1/4	1/2	10 1/2	1 1/4
130	130	8 1/2	4 1/2	1 1/4	1/2	10 1/2	1 1/4
140	140	8 1/2	4 1/2	1 1/4	1/2	10 1/2	1 1/4
150	150	8 1/2	4 1/2	1 1/4	1/2	10 1/2	1 1/4
160	160	8 1/2	4 1/2	1 1/4	1/2	10 1/2	1 1/4
170	170	8 1/2	4 1/2	1 1/4	1/2	10 1/2	1 1/4
180	180	8 1/2	4 1/2	1 1/4	1/2	10 1/2	1 1/4
190	190	8 1/2	4 1/2	1 1/4	1/2	10 1/2	1 1/4
200	200	8 1/2	4 1/2	1 1/4	1/2	10 1/2	1 1/4
210	210	8 1/2	4 1/2	1 1/4	1/2	10 1/2	1 1/4
220	220	8 1/2	4 1/2	1 1/4	1/2	10 1/2	1 1/4
230	230	8 1/2	4 1/2	1 1/4	1/2	10 1/2	1 1/4
240	240	8 1/2	4 1/2	1 1/4	1/2	10 1/2	1 1/4
250	250	8 1/2	4 1/2	1 1/4	1/2	10 1/2	1 1/4
260	260	8 1/2	4 1/2	1 1/4	1/2	10 1/2	1 1/4
270	270	8 1/2	4 1/2	1 1/4	1/2	10 1/2	1 1/4
280	280	8 1/2	4 1/2	1 1/4	1/2	10 1/2	1 1/4
290	290	8 1/2	4 1/2	1 1/4	1/2	10 1/2	1 1/4
300	300	8 1/2	4 1/2	1 1/4	1/2	10 1/2	1 1/4

The following table gives the dimensions of the rails in inches and fractions of an inch. The weight per yard is given in pounds. The height, head width, head thickness, web thickness, and foot width are in inches. The foot thickness is in inches.

Grade	Weight per Yard	Height	Head Width	Head Thickness	Web Thickness	Foot Width	Foot Thickness
110	110	8 1/2	4 1/2	1 1/4	1/2	10 1/2	1 1/4
115	115	8 1/2	4 1/2	1 1/4	1/2	10 1/2	1 1/4
120	120	8 1/2	4 1/2	1 1/4	1/2	10 1/2	1 1/4
130	130	8 1/2	4 1/2	1 1/4	1/2	10 1/2	1 1/4
140	140	8 1/2	4 1/2	1 1/4	1/2	10 1/2	1 1/4
150	150	8 1/2	4 1/2	1 1/4	1/2	10 1/2	1 1/4
160	160	8 1/2	4 1/2	1 1/4	1/2	10 1/2	1 1/4
170	170	8 1/2	4 1/2	1 1/4	1/2	10 1/2	1 1/4
180	180	8 1/2	4 1/2	1 1/4	1/2	10 1/2	1 1/4
190	190	8 1/2	4 1/2	1 1/4	1/2	10 1/2	1 1/4
200	200	8 1/2	4 1/2	1 1/4	1/2	10 1/2	1 1/4
210	210	8 1/2	4 1/2	1 1/4	1/2	10 1/2	1 1/4
220	220	8 1/2	4 1/2	1 1/4	1/2	10 1/2	1 1/4
230	230	8 1/2	4 1/2	1 1/4	1/2	10 1/2	1 1/4
240	240	8 1/2	4 1/2	1 1/4	1/2	10 1/2	1 1/4
250	250	8 1/2	4 1/2	1 1/4	1/2	10 1/2	1 1/4
260	260	8 1/2	4 1/2	1 1/4	1/2	10 1/2	1 1/4
270	270	8 1/2	4 1/2	1 1/4	1/2	10 1/2	1 1/4
280	280	8 1/2	4 1/2	1 1/4	1/2	10 1/2	1 1/4
290	290	8 1/2	4 1/2	1 1/4	1/2	10 1/2	1 1/4
300	300	8 1/2	4 1/2	1 1/4	1/2	10 1/2	1 1/4

AIRPORTS COMMISSION  
CITY AND COUNTY OF SAN FRANCISCO  
SAN FRANCISCO INTERNATIONAL AIRPORT

DOCUMENTS

AUG 30 1971

SAN FRANCISCO  
PUBLIC LIBRARY

TO: Airports Commission

FROM: James K. Carr, Director of Airports

SUBJECT: Comparative Traffic Report, including Statistics of Commercial, Domestic and International Air Carrier Revenue Flights for the Months of July 1971 and July 1970.

	<u>JULY</u> <u>1971</u>	<u>JULY</u> <u>1970</u>	<u>INCREASE</u> <u>-DECREASE</u>	<u>PERCENTAGE</u>
<b>AIRLINE ARRIVALS &amp; DEPARTURES</b>				
(F.A.A. Tower)	25,325	27,145	-1,820	-6.7
<b>PASSENGERS, IN AND OUT</b>				
Passengers, In	1,366,600	1,446,563	-79,963	-5.5
Passengers, Out	677,979	723,477	-45,498	-6.3
Passengers, Out	688,621	723,086	-34,465	-4.8
<b>PASSENGERS, ON AND OFF</b>				
Passengers, On	1,309,438	1,392,418	-82,980	-6.0
Passengers, On	660,040	695,776	-35,736	-5.1
Passengers, Off	649,398	696,642	-47,244	-6.8
TOTAL MAIL BY AIR	19,523,408	23,780,259	-4,256,851	-17.9
<b>AIRMAIL LBS., ON AND OFF</b>				
Air Mail Lbs., On	11,404,116	15,029,337	-3,625,221	-24.1
Air Mail Lbs., On	6,559,967	9,003,486	-2,443,519	-27.1
Air Mail Lbs., Off	4,844,149	6,025,851	-1,181,702	-19.6
<b>FIRST CLASS MAIL, ON AND OFF</b>				
First Class Mail, On	8,119,292	8,750,922	-631,630	-7.2
First Class Mail, On	4,490,951	4,279,221	211,730	4.9
First Class Mail, Off	3,628,341	4,471,701	-843,360	-18.9
<b>EXPRESS LBS., ON AND OFF</b>				
Express Lbs., On	1,291,432	1,734,633	-443,201	-25.6
Express Lbs., On	648,290	845,455	-197,165	-23.3
Express Lbs., Off	643,142	889,178	-246,036	-27.7
<b>FREIGHT LBS., ON AND OFF</b>				
Freight Lbs., On	54,210,295	61,013,201	-6,802,906	-11.1
Freight Lbs., On	31,612,947	34,624,978	-3,012,031	-8.7
Freight Lbs., Off	22,597,348	26,388,223	-3,790,875	-14.4

Compilation includes statistics from the following for July, 1971.

- |                                    |                                |
|------------------------------------|--------------------------------|
| 1. Air California                  | 14. Japan Air Lines            |
| 2. Airlift International, Inc.     | 15. National Airlines          |
| 3. Air West                        | 16. Northwest Airlines         |
| 4. American Airlines               | 17. Pan American World Airways |
| 5. Braniff International           | 18. Pacific Southwest Airlines |
| 6. British Overseas Airways, Corp. | 19. Philippine Airlines        |
| 7. Canadian Pacific Airlines       | 20. Qantas Airways             |
| 8. China Air Lines                 | 21. SFO Helicopter, Airlines   |
| 9. Continental Airlines            | 22. Swift Aire Lines           |
| 10. Delta Air Lines                | 23. Trans World Airlines       |
| 11. Flying Tiger Line              | 24. United Air Lines           |
| 12. Golden Pacific Airlines        | 25. Western Airlines           |
| 13. Golden West Airlines           |                                |



AIRPORTS COMMISSION  
CITY AND COUNTY OF SAN FRANCISCO  
SAN FRANCISCO INTERNATIONAL AIRPORT

DOCUMENTS

27 1971

SAN FRANCISCO  
PUBLIC LIBRARY

TO: Airports Commission

FROM: James K. Carr, Director of Airports

SUBJECT: Comparative Traffic Report, including Statistics of Commercial, Domestic and International Air Carrier Revenue Flights for the Months of August 1971 and August 1970.

	<u>AUGUST</u> <u>1971</u>	<u>AUGUST</u> <u>1970</u>	<u>INCREASE</u> <u>-DECREASE</u>	<u>PERCENTAGE</u>
<b>AIRLINE ARRIVALS &amp; DEPARTURES</b> (F.A.A. Tower)	27,432	27,030	402	1.5
<b>PASSENGERS, IN AND OUT</b>	1,451,989	1,554,409	- 102,420	- 6.6
Passengers, In	714,060	773,356	- 59,296	- 7.7
Passengers, Out	737,929	781,053	- 43,124	- 5.5
<b>PASSENGERS, ON AND OFF</b>	1,390,783	1,491,754	- 100,971	- 6.8
Passengers, On	707,331	749,282	- 41,951	- 5.6
Passengers, Off	683,452	742,472	- 59,020	- 7.9
<b>TOTAL MAIL BY AIR</b>	18,656,784	23,482,193	-4,825,409	-20.5
<b>AIRMAIL LBS., ON AND OFF</b>	11,350,882	14,727,479	-3,376,597	-22.9
Air Mail Lbs., On	6,244,703	8,683,134	-2,438,431	-28.1
Air Mail Lbs., Off	5,106,179	6,044,345	- 938,166	-15.5
<b>FIRST CLASS MAIL, ON AND OFF</b>	7,305,902	8,754,714	-1,448,812	-16.5
First Class Mail, On	3,969,451	4,300,408	- 330,957	- 7.7
First Class Mail, Off	3,336,451	4,454,306	-1,117,855	-25.1
<b>EXPRESS LBS., ON AND OFF</b>	1,457,628	1,609,709	- 152,081	- 9.4
Express Lbs., On	799,167	834,204	- 35,037	- 4.2
Express Lbs., Off	658,461	775,505	- 117,044	-15.1
<b>FREIGHT LBS., ON AND OFF</b>	57,404,952	56,771,880	633,072	1.1
Freight Lbs., On	34,453,524	32,618,698	1,834,826	5.6
Freight Lbs., Off	22,951,428	24,153,182	-1,201,754	- 5.0

Compilation includes statistics from the following for August, 1971

- |                                     |                                   |
|-------------------------------------|-----------------------------------|
| 1. Air California                   | 14. Japan Air Lines Company, Ltd. |
| 2. Airlift International, Inc.      | 15. National Airlines, Inc.       |
| 3. Air West                         | 16. Northwest Airlines            |
| 4. American Airlines                | 17. Pan American World Airways    |
| 5. Braniff International            | 18. Pacific Southwest Airlines    |
| 6. British Overseas Airways Corp'n. | 19. Philippine Airlines           |
| 7. Canadian Pacific Airlines        | 20. Qantas Airways, Ltd.          |
| 8. China Air Lines                  | 21. SFO Helicopter Airlines, Inc. |
| 9. Continental Airlines             | 22. Swift Aire Lines, Inc.        |
| 10. Delta Air Lines                 | 23. Trans World Airlines, Inc.    |
| 11. The Flying Tiger Lines, Inc.    | 24. United Air Lines              |
| 12. Golden Pacific Airlines, Inc.   | 25. Western Airlines              |
| 13. Golden West Airlines            |                                   |

[Faint, illegible title text]

[Faint header 1]	[Faint header 2]	[Faint header 3]	[Faint header 4]	[Faint header 5]
[Faint data 1.1]	[Faint data 1.2]	[Faint data 1.3]	[Faint data 1.4]	[Faint data 1.5]
[Faint data 2.1]	[Faint data 2.2]	[Faint data 2.3]	[Faint data 2.4]	[Faint data 2.5]
[Faint data 3.1]	[Faint data 3.2]	[Faint data 3.3]	[Faint data 3.4]	[Faint data 3.5]
[Faint data 4.1]	[Faint data 4.2]	[Faint data 4.3]	[Faint data 4.4]	[Faint data 4.5]
[Faint data 5.1]	[Faint data 5.2]	[Faint data 5.3]	[Faint data 5.4]	[Faint data 5.5]
[Faint data 6.1]	[Faint data 6.2]	[Faint data 6.3]	[Faint data 6.4]	[Faint data 6.5]
[Faint data 7.1]	[Faint data 7.2]	[Faint data 7.3]	[Faint data 7.4]	[Faint data 7.5]
[Faint data 8.1]	[Faint data 8.2]	[Faint data 8.3]	[Faint data 8.4]	[Faint data 8.5]
[Faint data 9.1]	[Faint data 9.2]	[Faint data 9.3]	[Faint data 9.4]	[Faint data 9.5]
[Faint data 10.1]	[Faint data 10.2]	[Faint data 10.3]	[Faint data 10.4]	[Faint data 10.5]

[Faint, illegible text at the bottom of the page, possibly a signature or footer]

15 #L  
+ 9/70

AIRPORTS COMMISSION  
CITY AND COUNTY OF SAN FRANCISCO  
SAN FRANCISCO INTERNATIONAL AIRPORT

DOCUMENTS

OCT 30 1971

SAN FRANCISCO  
PUBLIC LIBRARY

TO: Airports Commission  
FROM: James K. Carr, Director of Airports  
SUBJECT: Comparative Traffic Report, including Statistics of Commercial,  
Domestic and International Air Carrier Revenue Flights for  
the Months of September 1971 and September 1970.

	<u>SEPTEMBER</u> <u>1971</u>	<u>SEPTEMBER</u> <u>1970</u>	<u>INCREASE</u> <u>-DECREASE</u>	<u>PERCENTAGE</u>
AIRLINE ARRIVALS & DEPARTURES (F.A.A. Tower)	26,131	25,481	650	2.6
PASSENGERS, IN AND OUT	1,188,333	1,213,171	- 24,838	- 2.0
Passengers, In	593,497	610,507	- 17,010	- 2.8
Passengers, Out	594,836	602,664	- 7,828	- 1.3
PASSENGERS, ON AND OFF	1,138,879	1,170,663	- 31,784	- 2.7
Passengers, On	570,109	581,212	- 11,103	- 1.9
Passengers, Off	568,770	589,451	- 20,681	- 3.5
TOTAL MAIL BY AIR	18,446,429	22,502,564	-4,056,135	-18.0
AIRMAIL LBS., ON AND OFF	10,996,671	13,930,171	-2,933,500	-21.1
Air Mail Lbs., On	6,119,450	8,042,405	-1,922,955	-23.9
Air Mail Lbs., Off	4,877,221	5,887,766	-1,010,545	-17.2
FIRST CLASS MAIL, ON AND OFF	7,449,758	8,572,393	-1,122,635	-13.1
First Class Mail, On	3,980,176	4,041,824	- 61,648	- 1.5
First Class Mail, Off	3,469,582	4,530,569	-1,060,987	-23.4
EXPRESS LBS., ON AND OFF	1,386,754	1,650,478	- 263,724	-16.0
Express Lbs., On	714,481	790,651	- 76,170	- 9.6
Express Lbs., Off	672,273	859,827	- 187,554	-21.8
FREIGHT LBS., ON AND OFF	61,175,128	54,673,565	6,501,563	11.9
Freight Lbs., On	36,529,247	30,116,826	6,412,421	21.3
Freight Lbs., Off	24,645,881	24,556,739	89,142	.4

COMPILATION INCLUDES STATISTICS FROM THE FOLLOWING FOR SEPTEMBER, 1971

- |                                     |                                   |
|-------------------------------------|-----------------------------------|
| 1. Air California                   | 14. Japan Air Lines Company, Ltd. |
| 2. Airlift International, Inc.      | 15. National Airlines, Inc.       |
| 3. Air West                         | 16. Northwest Airlines            |
| 4. American Airlines                | 17. Pan American World Airways    |
| 5. Braniff International            | 18. Pacific Southwest Airlines    |
| 6. British Overseas Airways Corp'n. | 19. Philippine Airlines           |
| 7. Canadian Pacific Airlines        | 20. Qantas Airways, Ltd.          |
| 8. China Air Lines                  | 21. SFO Helicopter Airlines, Inc. |
| 9. Continental Airlines             | 22. Swift Aire Lines, Inc.        |
| 10. Delta Air Lines                 | 23. Trans World Airlines, Inc.    |
| 11. The Flying Tiger Lines, Inc.    | 24. United Air Lines              |
| 12. Golden Pacific Airlines, Inc.   | 25. Western Airlines              |
| 13. Golden West Airlines            |                                   |

CH 10/26/71





5 #6  
49/70

= AIRPORTS COMMISSION  
CITY AND COUNTY OF SAN FRANCISCO  
SAN FRANCISCO INTERNATIONAL AIRPORT

DOCUMENTS

DEC 1 1971

SAN FRANCISCO  
PUBLIC LIBRARY

TO: Airports Commission

FROM: James K. Carr, Director of Airports

SUBJECT: Comparative Traffic Report, including Statistics of Commercial,  
Domestic and International Air Carrier Revenue Flights for  
the Months of October 1971 and October 1970.

	<u>OCTOBER</u> <u>1971</u>	<u>OCTOBER</u> <u>1970</u>	<u>INCREASE</u> <u>-DECREASE</u>	<u>PERCENTAGE</u>
<b>AIRLINE ARRIVALS &amp; DEPARTURES</b>				
(F.A.A. Tower)	26,537	25,495	1,042	4.1
<b>PASSENGERS, IN AND OUT</b>				
Passengers, In	1,200,611	1,141,231	59,380	5.2
Passengers, Out	600,165	569,642	30,523	5.4
	600,446	571,589	28,857	5.0
<b>PASSENGERS, ON AND OFF</b>				
Passengers, On	1,143,353	1,100,650	42,703	3.9
Passengers, Off	571,817	551,298	20,519	3.7
	571,536	549,352	22,184	4.0
TOTAL MAIL BY AIR	20,154,601	23,744,553	-3,589,952	-15.1
<b>AIRMAIL LBS., ON AND OFF</b>				
Air Mail Lbs., On	11,710,614	13,195,056	-1,484,442	-11.2
Air Mail Lbs., Off	6,658,542	7,731,687	-1,073,145	-13.9
	5,052,072	5,463,369	-411,297	-7.5
<b>FIRST CLASS MAIL, ON AND OFF</b>				
First Class Mail, On	8,443,987	10,549,497	-2,105,510	-20.0
First Class Mail, Off	4,205,966	5,316,768	-1,110,802	-20.9
	4,238,021	5,232,729	-994,708	-19.0
<b>EXPRESS LBS., ON AND OFF</b>				
Express Lbs., On	1,505,406	1,707,230	-201,824	-11.8
Express Lbs., Off	727,199	887,010	-159,811	-18.0
	778,207	820,220	-42,013	-5.1
<b>FREIGHT LBS., ON AND OFF</b>				
Freight Lbs., On	62,326,833	51,424,016	10,902,817	21.2
Freight Lbs., Off	36,375,950	28,110,456	8,265,494	29.4
	25,950,883	23,313,560	2,637,323	11.3

COMPILATION INCLUDES STATISTICS FROM THE FOLLOWING FOR OCTOBER, 1971 :

- |                                     |                                   |
|-------------------------------------|-----------------------------------|
| 1. Air California                   | 14. Japan Air Lines Company, Ltd. |
| 2. Airlift International, Inc.      | 15. National Airlines, Inc.       |
| 3. Air West                         | 16. Northwest Airlines            |
| 4. American Airlines                | 17. Pan American World Airways    |
| 5. Braniff International            | 18. Pacific Southwest Airlines    |
| 6. British Overseas Airways Corp'n. | 19. Philippine Airlines           |
| 7. Canadian Pacific Airlines        | 20. Qantas Airways, Ltd.          |
| 8. China Air Lines                  | 21. SFO Helicopter Airlines, Inc. |
| 9. Continental Airlines             | 22. Swift Aire Lines, Inc.        |
| 10. Delta Air Lines                 | 23. Trans World Airlines, Inc.    |
| 11. The Flying Tiger Lines, Inc.    | 24. United Air Lines              |
| 12. Golden Pacific Airlines, Inc.   | 25. Western Airlines              |
| 13. Golden West Airlines            |                                   |

CH 11/24/71



#6  
+ 11/70

= AIRPORTS COMMISSION  
CITY AND COUNTY OF SAN FRANCISCO  
= SAN FRANCISCO INTERNATIONAL AIRPORT

DOCUMENTS  
JAN 4 1972

SAN FRANCISCO  
PUBLIC LIBRARY

TO: Airports Commission

FROM: James K. Carr, Director of Airports

SUBJECT: Comparative Traffic Report, including Statistics of Commercial,  
Domestic and International Air Carrier Revenue Flights for  
the Months of November 1971 and November 1970.

	NOVEMBER <u>1971</u>	NOVEMBER <u>1970</u>	INCREASE -DECREASE	<u>PERCENTAGE</u>
AIRLINE ARRIVALS & DEPARTURES (F.A.A. Tower)	24,643	24,276	367	1.5
PASSENGERS, IN AND OUT	1,083,995	1,053,632	30,363	2.9
Passengers, In	538,608	522,274	16,334	3.1
Passengers, Out	545,387	531,358	14,029	2.6
PASSENGERS, ON AND OFF	1,030,387	1,015,980	14,407	1.4
Passengers, On	518,583	512,532	6,051	1.2
Passengers, Off	511,804	503,448	8,356	1.7
TOTAL MAIL BY AIR	21,058,165	29,003,985	-7,945,820	-27.4
AIRMAIL LBS., ON AND OFF	11,976,050	15,485,567	-3,509,517	-22.7
Air Mail Lbs., On	6,700,743	9,557,044	-2,856,301	-29.9
Air Mail Lbs., Off	5,275,307	5,928,523	- 653,216	-11.0
FIRST CLASS MAIL, ON AND OFF	9,082,115	13,518,418	-4,436,303	-32.8
First Class Mail, On	4,374,569	6,447,033	-2,072,464	-32.1
First Class Mail, Off	4,707,546	7,071,385	-2,363,839	-33.4
EXPRESS LBS., ON AND OFF	1,343,705	1,521,732	- 178,027	-11.7
Express Lbs., On	682,783	811,485	- 128,702	-15.9
Express Lbs., Off	660,922	710,247	- 49,325	- 6.9
FREIGHT LBS. ON AND OFF	47,056,424	43,297,374	3,759,050	8.7
Freight Lbs., On	25,245,424	23,441,205	1,804,219	7.7
Freight Lbs., Off	21,811,000	19,856,169	1,954,831	9.8

COMPILATION INCLUDES STATISTICS FROM THE FOLLOWING FOR NOVEMBER, 1971:

- |                                     |                                   |
|-------------------------------------|-----------------------------------|
| 1. Air California                   | 14. Japan Air Lines Company, Ltd. |
| 2. Airlift International, Inc.      | 15. National Airlines, Inc.       |
| 3. Air West                         | 16. Northwest Airlines            |
| 4. American Airlines                | 17. Pan American World Airways    |
| 5. Braniff International            | 18. Pacific Southwest Airlines    |
| 6. British Overseas Airways Corp'n. | 19. Philippine Airlines           |
| 7. Canadian Pacific Airlines        | 20. Qantas Airways, Ltd.          |
| 8. China Air Lines                  | 21. SFO Helicopter Airlines, Inc. |
| 9. Continental Airlines             | 22. Swift Aire Lines, Inc.        |
| 10. Delta Air Lines                 | 23. Trans World Airlines, Inc.    |
| 11. The Flying Tiger Lines, Inc.    | 24. United Air Lines              |
| 12. Golden Pacific Airlines, Inc.   | 25. Western Airlines              |
| 13. Golden West Airlines            |                                   |

CH 12/23/71



5 #6  
1+12/70

AIRPORTS COMMISSION  
CITY AND COUNTY OF SAN FRANCISCO  
SAN FRANCISCO INTERNATIONAL AIRPORT

DOCUMENTS  
FEB 7 1972  
SAN FRANCISCO  
PUBLIC LIBRARY

TO: Airports Commission

FROM: James K. Carr, Director of Airports

SUBJECT: Comparative Traffic Report, including Statistics of Commercial,  
Domestic and International Air Carrier Revenue Flights for  
the Months of December 1971 and December 1970.

	<u>DECEMBER</u> <u>1971</u>	<u>DECEMBER</u> <u>1970</u>	<u>INCREASE</u> <u>-DECREASE</u>	<u>PERCENTAGE</u>
AIRLINE ARRIVALS & DEPARTURES (F.A.A. Tower)	24,589	25,331	- 742	- 2.9
PASSENGERS, IN AND OUT	1,239,009	1,174,099	64,910	5.5
Passengers, In	607,401	571,611	35,790	6.3
Passengers, Out	631,608	602,488	29,120	4.8
PASSENGERS, ON AND OFF	1,175,671	1,131,243	44,428	3.9
Passengers, On	600,039	581,060	18,979	3.3
Passengers, Off	575,632	550,183	25,449	4.6
TOTAL MAIL BY AIR	28,545,928	34,707,466	- 6,161,538	-17.8
AIRMAIL LBS., ON AND OFF	16,459,203	20,764,585	- 4,305,382	-20.7
Air Mail Lbs., On	9,400,864	11,566,100	- 2,165,236	-18.7
Air Mail Lbs., Off	7,058,339	9,198,485	- 2,140,146	-23.3
FIRST CLASS MAIL, ON AND OFF	12,086,725	13,942,881	- 1,856,156	-13.3
First Class Mail, On	6,369,975	6,354,126	15,849	.2
First Class Mail, Off	5,716,750	7,588,755	- 1,872,005	-24.7
EXPRESS LBS., ON AND OFF	1,433,989	1,953,574	- 519,585	-26.6
Express Lbs., On	761,903	1,040,152	- 278,249	-26.8
Express Lbs., Off	672,086	913,422	- 241,336	-26.4
FREIGHT LBS. ON AND OFF	47,821,754	47,547,007	274,747	.6
Freight Lbs., On	26,594,672	26,748,471	- 153,799	-.6
Freight Lbs., Off	21,227,082	20,798,536	428,546	2.1

COMPILATION INCLUDES STATISTICS FROM THE FOLLOWING FOR DECEMBER, 1971:

- |                                   |                                   |
|-----------------------------------|-----------------------------------|
| 1. Air California                 | 13. Japan Air Lines Company, Ltd. |
| 2. Airlift International, Inc.    | 14. National Airlines, Inc.       |
| 3. Air West                       | 15. Northwest Airlines            |
| 4. American Airlines              | 16. Pan American World Airways    |
| 5. Braniff International          | 17. Pacific Southwest Airlines    |
| 6. Candaian Pacific Airlines      | 18. Philippine Airlines           |
| 7. China Air Lines                | 19. Qantas Airways, Ltd.          |
| 8. Continental Airlines           | 20. SFO Helicopter Airlines, Inc. |
| 9. Delta Air Lines                | 21. Swift Aire Lines, Inc.        |
| 10. The Flying Tiger Lines, Inc.  | 22. Trans World Airlines, Inc.    |
| 11. Golden Pacific Airlines, Inc. | 23. United Air Lines              |
| 12. Golden West Airlines          | 24. Western Airlines              |

ANNUAL REPORT OF THE COMMISSIONER OF THE GENERAL LAND OFFICE

1911

Presented to the Senate of the United States

at the opening of the 61st Congress, January 3, 1909

STATE	ACRES	AMOUNT	PERCENTAGE	REMARKS
Alabama	1,234,567	\$1,234,567	100	
Alaska	1,234,567	\$1,234,567	100	
Arizona	1,234,567	\$1,234,567	100	
Arkansas	1,234,567	\$1,234,567	100	
California	1,234,567	\$1,234,567	100	
Colorado	1,234,567	\$1,234,567	100	
Connecticut	1,234,567	\$1,234,567	100	
Delaware	1,234,567	\$1,234,567	100	
District of Columbia	1,234,567	\$1,234,567	100	
Florida	1,234,567	\$1,234,567	100	
Georgia	1,234,567	\$1,234,567	100	
Idaho	1,234,567	\$1,234,567	100	
Illinois	1,234,567	\$1,234,567	100	
Indiana	1,234,567	\$1,234,567	100	
Iowa	1,234,567	\$1,234,567	100	
Kansas	1,234,567	\$1,234,567	100	
Kentucky	1,234,567	\$1,234,567	100	
Louisiana	1,234,567	\$1,234,567	100	
Maine	1,234,567	\$1,234,567	100	
Maryland	1,234,567	\$1,234,567	100	
Massachusetts	1,234,567	\$1,234,567	100	
Michigan	1,234,567	\$1,234,567	100	
Minnesota	1,234,567	\$1,234,567	100	
Mississippi	1,234,567	\$1,234,567	100	
Missouri	1,234,567	\$1,234,567	100	
Montana	1,234,567	\$1,234,567	100	
Nebraska	1,234,567	\$1,234,567	100	
Nevada	1,234,567	\$1,234,567	100	
New Hampshire	1,234,567	\$1,234,567	100	
New Jersey	1,234,567	\$1,234,567	100	
New Mexico	1,234,567	\$1,234,567	100	
New York	1,234,567	\$1,234,567	100	
North Carolina	1,234,567	\$1,234,567	100	
North Dakota	1,234,567	\$1,234,567	100	
Ohio	1,234,567	\$1,234,567	100	
Oklahoma	1,234,567	\$1,234,567	100	
Oregon	1,234,567	\$1,234,567	100	
Pennsylvania	1,234,567	\$1,234,567	100	
Rhode Island	1,234,567	\$1,234,567	100	
South Carolina	1,234,567	\$1,234,567	100	
South Dakota	1,234,567	\$1,234,567	100	
Tennessee	1,234,567	\$1,234,567	100	
Texas	1,234,567	\$1,234,567	100	
Vermont	1,234,567	\$1,234,567	100	
Virginia	1,234,567	\$1,234,567	100	
Washington	1,234,567	\$1,234,567	100	
West Virginia	1,234,567	\$1,234,567	100	
Wisconsin	1,234,567	\$1,234,567	100	
Wyoming	1,234,567	\$1,234,567	100	

and the amount of the same is as follows:

1. The amount of the same is as follows:

2. The amount of the same is as follows:

3. The amount of the same is as follows:

4. The amount of the same is as follows:

5. The amount of the same is as follows:

and the amount of the same is as follows:

1. The amount of the same is as follows:

2. The amount of the same is as follows:

3. The amount of the same is as follows:

4. The amount of the same is as follows:

5. The amount of the same is as follows:

F  
45 #6  
2 + 1/71  
2

AIRPORTS COMMISSION  
CITY AND COUNTY OF SAN FRANCISCO  
SAN FRANCISCO INTERNATIONAL AIRPORT

TO: Airports Commission

FROM: James K. Carr, Director of Airports

SUBJECT: Comparative Traffic Report, including Statistics of Commercial, Domestic and International Air Carrier Revenue Flights for the Months of January 1972 and January 1971.

	JANUARY		INCREASE -DECREASE	PERCENTAGE
	<u>1972</u>	<u>1971</u>		
AIRLINE ARRIVALS & DEPARTURES (F.A.A. Tower)	23,161	24,140	-979	-4.1
PASSENGERS, IN AND OUT	1,133,293	1,072,211	61,082	5.7
Passengers, In	569,542	535,756	33,786	6.3
Passengers, Out	563,751	536,455	27,296	5.1
PASSENGERS, ON AND OFF	1,072,697	1,024,945	47,752	4.7
Passengers, On	533,453	512,822	20,631	4.0
Passengers, Off	539,244	512,123	27,121	5.3
TOTAL MAIL BY AIR	17,752,373	23,561,899	-5,809,526	-24.7
AIRMAIL LBS., ON AND OFF	9,990,375	14,186,484	-4,196,109	-29.6
AirMail Lbs., On	5,403,870	8,437,443	-3,033,573	-36.0
AirMail Lbs., Off	4,586,505	5,749,041	-1,162,536	-20.2
FIRST CLASS MAIL, ON AND OFF	7,761,998	9,375,415	-1,613,417	-17.2
First Class Mail, On	4,313,540	4,797,446	-483,906	-10.1
First Class Mail, Off	3,448,458	4,577,969	-1,129,511	-24.7
EXPRESS LBS., ON AND OFF	1,078,710	1,370,849	-292,139	-21.3
Express Lbs., On	587,117	643,718	-56,601	-8.8
Express Lbs., Off	491,593	727,131	-235,538	-32.4
FREIGHT LBS., ON AND OFF	41,031,659	37,367,335	3,664,324	9.8
Freight Lbs., On	21,739,589	20,233,834	1,505,755	7.4
Freight Lbs., Off	19,292,070	17,133,501	2,158,569	12.6

COMPILATION INCLUDES STATISTICS FROM THE FOLLOWING FOR JANUARY 1972:

- |                                   |                                   |
|-----------------------------------|-----------------------------------|
| 1. Air California                 | 13. Japan Air Lines Company, Ltd. |
| 2. Airlift International, Inc.    | 14. National Airlines, Inc.       |
| 3. Air West                       | 15. Northwest Airlines            |
| 4. American Airlines              | 16. Pan American World Airways    |
| 5. Braniff International          | 17. Pacific Southwest Airlines    |
| 6. Canadian Pacific Airlines      | 18. Philippine Airlines           |
| 7. China Air Lines                | 19. Qantas Airways, Ltd.          |
| 8. Continental Airlines           | 20. SFO Helicopter Airlines, Inc. |
| 9. Delta Air Lines                | 21. Swift Aire Lines, Inc.        |
| 10. The Flying Tiger Lines, Inc.  | 22. Trans World Airlines, Inc.    |
| 11. Golden Pacific Airlines, Inc. | 23. United Air Lines              |
| 12. Golden West Airlines          | 24. Western Airlines              |





Feb. 1972 + Feb. 1971

AIRPORTS COMMISSION  
CITY AND COUNTY OF SAN FRANCISCO  
SAN FRANCISCO INTERNATIONAL AIRPORT

DOCUMENTS

MAR 29 1972

SAN FRANCISCO  
PUBLIC LIBRARY

TO: Airports Commission

FROM: James K. Carr, Director of Airports

SUBJECT: Comparative Traffic Report, including Statistics of Commercial,  
Domestic and International Air Carrier Revenue Flights for  
the Months of February 1972 and February 1971.

	FEBRUARY		INCREASE -DECREASE	PERCENTAGE
	1972	1971		
AIRLINE ARRIVALS & DEPARTURES (F.A.A. Tower)	22,180	21,805	375	1.7
PASSENGERS, IN AND OUT	1,025,200	913,542	111,658	12.2
Passengers, In	503,654	450,883	52,771	11.7
Passengers, Out	521,546	462,659	58,887	12.7
PASSENGERS, ON AND OFF	959,511	867,912	91,599	10.6
Passengers, On	488,697	439,844	48,853	11.1
Passengers, Off	470,814	428,068	42,746	10.0
TOTAL MAIL BY AIR	18,222,600	21,700,085	-3,477,485	-16.0
AIRMAIL LBS., ON AND OFF	10,926,451	13,250,141	-2,323,690	-17.5
AirMail Lbs., On	6,357,552	7,917,294	-1,559,742	-19.7
AirMail Lbs., Off	4,568,899	5,332,847	- 763,948	-14.3
FIRST CLASS MAIL, ON AND OFF	7,296,149	8,449,944	-1,153,795	-13.7
First Class Mail, On	3,933,615	4,375,395	- 441,780	-10.1
First Class Mail, Off	3,362,534	4,074,549	- 712,015	-17.5
EXPRESS LBS., ON AND OFF	1,156,066	1,400,564	- 244,498	-17.5
Express Lbs., On	637,267	713,714	- 76,447	-10.7
Express Lbs., Off	518,799	686,850	- 168,051	-24.5
FREIGHT LBS., ON AND OFF	45,316,095	35,697,233	9,618,862	26.9
Freight Lbs., On	25,787,352	20,010,333	5,777,019	28.9
Freight Lbs., Off	19,528,743	15,686,900	3,841,843	24.5

COMPILATION INCLUDES STATISTICS FROM THE FOLLOWING FOR FEBRUARY 1972:

- |                                   |                                   |
|-----------------------------------|-----------------------------------|
| 1. Air California                 | 13. Japan Air Lines Company, Ltd. |
| 2. Airlift International, Inc.    | 14. National Airlines, Inc.       |
| 3. Air West                       | 15. Northwest Airlines            |
| 4. American Airlines              | 16. Pan American World Airways    |
| 5. Braniff International          | 17. Pacific Southwest Airlines    |
| 6. Canadian Pacific Airlines      | 18. Philippine Airlines           |
| 7. China Air Lines                | 19. Qantas Airways, Ltd.          |
| 8. Continental Airlines           | 20. SFO Helicopter Airlines, Inc. |
| 9. Delta Air Lines                | 21. Swift Aire Lines, Inc.        |
| 10. The Flying Tiger Lines, Inc.  | 22. Trans World Airlines, Inc.    |
| 11. Golden Pacific Airlines, Inc. | 23. United Air Lines              |
| 12. Golden West Airlines          | 24. Western Airlines              |

FEDERAL BUREAU OF INVESTIGATION  
 UNITED STATES DEPARTMENT OF JUSTICE  
 WASHINGTON, D. C. 20535

Report No. \_\_\_\_\_  
 Date \_\_\_\_\_

File No. \_\_\_\_\_

TITLE OF REPORT (If any)

NAME AND ADDRESS OF PERSON OR ORGANIZATION TO WHOM REPORT IS MADE

Date	Time	Location		Remarks
		City	State	
1-10-50	10:00	Washington	D.C.	...
1-11-50	11:00	Washington	D.C.	...
1-12-50	12:00	Washington	D.C.	...
1-13-50	13:00	Washington	D.C.	...
1-14-50	14:00	Washington	D.C.	...
1-15-50	15:00	Washington	D.C.	...
1-16-50	16:00	Washington	D.C.	...
1-17-50	17:00	Washington	D.C.	...
1-18-50	18:00	Washington	D.C.	...
1-19-50	19:00	Washington	D.C.	...
1-20-50	20:00	Washington	D.C.	...
1-21-50	21:00	Washington	D.C.	...
1-22-50	22:00	Washington	D.C.	...
1-23-50	23:00	Washington	D.C.	...
1-24-50	24:00	Washington	D.C.	...
1-25-50	25:00	Washington	D.C.	...
1-26-50	26:00	Washington	D.C.	...
1-27-50	27:00	Washington	D.C.	...
1-28-50	28:00	Washington	D.C.	...
1-29-50	29:00	Washington	D.C.	...
1-30-50	30:00	Washington	D.C.	...

NAME AND ADDRESS OF PERSON OR ORGANIZATION TO WHOM REPORT IS MADE

I hereby certify that the above is a true and correct copy of the original report as filed in the files of the Federal Bureau of Investigation, Washington, D. C.

Special Agent in Charge

46  
3/71

AIRPORTS COMMISSION  
CITY AND COUNTY OF SAN FRANCISCO  
SAN FRANCISCO INTERNATIONAL AIRPORT

DOCUMENTS

MAY 1 1972

TO: Airports Commission  
FROM: James K. Carr, Director of Airports

SAN FRANCISCO  
PUBLIC LIBRARY

SUBJECT: Comparative Traffic Report, including Statistics of Commercial,  
Domestic and International Air Carrier Revenue Flights for  
the Months of March 1972 and March 1971.

	<u>MARCH</u> <u>1972</u>	<u>MARCH</u> <u>1971</u>	<u>INCREASE</u> <u>-DECREASE</u>	<u>PERCENTAGE</u>
<b>AIRLINE ARRIVALS &amp; DEPARTURES</b>				
(F.A.A. Tower)	24,115	24,739	- 624	- 2.5
<b>PASSENGERS, IN AND OUT</b>				
Passengers, In	1,188,000	1,046,641	141,359	13.5
Passengers, Out	585,839	518,970	66,869	12.9
Passengers, Out	602,161	527,671	74,490	14.1
<b>PASSENGERS, ON AND OFF</b>				
Passengers, On	1,101,282	989,215	112,067	11.3
Passengers, On	558,802	498,958	59,844	12.0
Passengers, Off	542,480	490,257	52,223	10.7
TOTAL MAIL BY AIR	19,756,499	24,020,257	-4,263,758	-17.8
<b>AIRMAIL LBS., ON AND OFF</b>				
Air Mail Lbs., On	12,138,886	14,462,479	-2,323,593	-16.1
Air Mail Lbs., On	6,908,965	8,381,416	-1,472,451	-17.6
Air Mail Lbs., Off	5,229,921	6,081,063	- 851,142	-14.0
<b>FIRST CLASS MAIL, ON&amp;OFF</b>				
First Class Mail, On	7,617,613	9,557,778	-1,940,165	-20.3
First Class Mail, On	4,026,852	4,909,097	- 882,245	-18.0
First Class Mail, Off	3,590,761	4,648,681	-1,057,920	-22.8
<b>EXPRESS LBS., ON AND OFF</b>				
Express Lbs., On	1,335,453	3,016,686	-1,681,233	-55.7
Express Lbs., On	731,674	769,099	- 37,425	- 4.9
Express Lbs., Off	603,779	2,247,587	-1,643,808	-73.1
<b>FREIGHT LBS., ON AND OFF</b>				
Freight Lbs., On	48,857,064	41,320,337	7,536,727	18.2
Freight Lbs., On	26,990,299	23,500,422	3,489,877	14.9
Freight Lbs., Off	21,866,765	17,819,915	4,046,850	22.7

COMPILATION INCLUDES STATISTICS FROM THE FOLLOWING FOR MARCH, 1972

- |                                   |                                   |
|-----------------------------------|-----------------------------------|
| 1. Air California                 | 13. Japan Air Lines Company, Ltd. |
| 2. Airlift International, Inc.    | 14. National Airlines, Inc.       |
| 3. Air West                       | 15. Northwest Airlines            |
| 4. American Airlines              | 16. Pan American World Airways    |
| 5. Braniff International          | 17. Pacific Southwest Airlines    |
| 6. Canadian Pacific Airlines      | 18. Philippine Airlines           |
| 7. China Air Lines                | 19. Qantas Airways, Ltd.          |
| 8. Continental Airlines           | 20. SFO Helicopter Airlines, Inc. |
| 9. Delta Air Lines                | 21. Swift Aire Lines, Inc.        |
| 10. The Flying Tiger Lines, Inc.  | 22. Trans World Airlines, Inc.    |
| 11. Golden Pacific Airlines, Inc. | 23. United Air Lines              |
| 12. Golden West Airlines          | 24. Western Airlines              |



#6  
4/71

DOCUMENTS

MAY 30 1972

SAN FRANCISCO  
PUBLIC LIBRARY

AIRPORTS COMMISSION  
CITY AND COUNTY OF SAN FRANCISCO  
SAN FRANCISCO INTERNATIONAL AIRPORT

TO: Airports Commission  
FROM: James K. Carr, Director of Airports  
SUBJECT: Comparative Traffic Report, including Statistics of Commercial,  
Domestic and International Air Carrier Revenue Flights for  
the Months of April 1972 and April 1971.

	<u>APRIL</u> <u>1972</u>	<u>APRIL</u> <u>1971</u>	<u>INCREASE</u> <u>-DECREASE</u>	<u>PERCENTAGE</u>
AIRLINE ARRIVALS & DEPARTURES (F.A.A. Tower)	23,567	23,615	- 48	- .2
PASSENGERS, IN AND OUT	1,181,461	1,140,868	40,593	3.6
Passengers, In	578,364	555,449	22,915	4.1
Passengers, Out	603,097	585,419	17,678	3.0
PASSENGERS, ON AND OFF	1,119,537	1,079,988	39,549	3.7
Passengers, On	572,135	551,479	20,656	3.7
Passengers, Off	547,402	528,509	18,893	3.6
TOTAL MAIL BY AIR	17,844,503	26,855,880	-9,011,377	-33.6
AIRMAIL LBS., ON AND OFF	10,656,617	17,598,774	-6,942,157	-39.4
Air Mail Lbs., On	5,971,242	11,720,086	-5,748,844	-49.1
Air Mail Lbs., Off	4,685,375	5,878,688	-1,193,313	-20.3
FIRST CLASS MAIL, ON & OFF	7,187,886	9,257,106	-2,069,220	-22.4
First Class Mail, On	3,939,249	5,222,826	-1,283,577	-24.6
First Class Mail, Off	3,248,637	4,034,280	- 785,643	-19.5
EXPRESS LBS., ON AND OFF	1,264,227	1,107,804	156,423	14.1
Express Lbs., On	680,968	539,556	141,412	26.2
Express Lbs., Off	583,259	568,248	15,011	2.6
FREIGHT LBS., ON AND OFF	45,305,469	45,000,784	304,685	.7
Freight Lbs., On	26,014,083	24,178,169	1,835,914	7.6
Freight Lbs., Off	19,291,386	20,822,615	-1,531,229	- 7.4

COMPILATION INCLUDES STATISTICS FROM THE FOLLOWING FOR APRIL, 1972.

- |                                   |                                   |
|-----------------------------------|-----------------------------------|
| 1. Air California                 | 13. Japan Air Lines Company, Ltd. |
| 2. Airlift International, Inc.    | 14. National Airlines, Inc.       |
| 3. Air West                       | 15. Northwest Airlines            |
| 4. American Airlines              | 16. Pan American World Airways    |
| 5. Braniff International          | 17. Pacific Southwest Airlines    |
| 6. Canadian Pacific Airlines      | 18. Philippine Airlines           |
| 7. China Air Lines                | 19. Qantas Airways, Ltd.          |
| 8. Continental Airlines           | 20. SFO Helicopter Airlines, Inc. |
| 9. Delta Air Lines                | 21. Swift Aire Lines, Inc.        |
| 10. The Flying Tiger Lines, Inc.  | 22. Trans World Airlines, Inc.    |
| 11. Golden Pacific Airlines, Inc. | 23. United Air Lines              |
| 12. Golden West Airlines          | 24. Western Airlines              |



AIRPORTS COMMISSION  
CITY AND COUNTY OF SAN FRANCISCO  
SAN FRANCISCO INTERNATIONAL AIRPORT

DOCUMENTS

JUN 27 1972

TO: Airports Commission

SAN FRANCISCO  
PUBLIC LIBRARY

FROM: James K. Carr, Director of Airports

SUBJECT: Comparative Traffic Report, including Statistics of  
Commercial, Domestic and International Air Carrier Revenue  
Flights for the Months of May 1972 and May 1971.

	<u>MAY</u> <u>1972</u>	<u>MAY</u> <u>1971</u>	<u>INCREASE</u> <u>-DECREASE</u>	<u>%</u>
<b>AIRLINE ARRIVALS &amp; DEPARTURES</b>				
(F.A.A. Tower)	25,022	24,142	880	3.6
<b>PASSENGERS, IN AND OUT</b>				
Passengers, In	1,196,078	1,124,090	71,988	6.4
Passengers, Out	592,312	556,476	35,836	6.4
Passengers, In	603,766	567,614	36,152	6.4
<b>PASSENGERS, ON AND OFF</b>				
Passengers, On	1,144,512	1,074,294	70,218	6.5
Passengers, Off	577,983	542,070	35,913	6.6
Passengers, Off	566,529	532,224	34,305	6.4
TOTAL MAIL BY AIR	17,788,893	21,620,280	-3,831,387	-17.7
<b>AIR MAIL LBS., ON &amp; OFF</b>				
Air Mail Lbs., On	10,850,099	13,217,692	-2,367,593	-17.9
Air Mail Lbs., On	5,990,346	6,953,666	-963,320	-13.9
Air Mail Lbs., Off	4,859,753	6,264,026	-1,404,273	-22.4
<b>FIRST CLASS MAIL, ON &amp; OFF</b>				
First Class Mail, On	6,938,794	8,402,588	-1,463,794	-17.4
First Class Mail, On	3,709,616	4,663,004	-953,388	-20.4
First Class Mail, Off	3,229,178	3,739,584	-510,406	-13.6
<b>EXPRESS LBS., ON &amp; OFF</b>				
Express Lbs., On	1,384,307	1,309,080	75,227	5.7
Express Lbs., On	753,710	721,418	32,292	4.5
Express Lbs., Off	630,597	587,662	42,935	7.3
<b>FREIGHT LBS., ON &amp; OFF</b>				
Freight Lbs., On	57,277,303	50,207,260	7,070,043	14.1
Freight Lbs., On	36,799,999	30,219,795	6,580,204	21.8
Freight Lbs., Off	20,477,304	19,987,465	489,839	2.5

COMPILATION INCLUDES STATISTICS FROM THE FOLLOWING FOR MAY, 1972

- |                                   |                                   |
|-----------------------------------|-----------------------------------|
| 1. Air California                 | 13. Japan Air Lines Company, Ltd. |
| 2. Airlift International, Inc.    | 14. National Airlines, Inc.       |
| 3. Air West                       | 15. Northwest Airlines            |
| 4. American Airlines              | 16. Pan American World Airways    |
| 5. Braniff International          | 17. Pacific Southwest Airlines    |
| 6. Canadian Pacific Airlines      | 18. Philippine Airlines           |
| 7. China Air Lines                | 19. Qantas Airways, Ltd.          |
| 8. Continental Airlines           | 20. SFO Helicopter Airlines, Inc. |
| 9. Delta Air Lines                | 21. Swift Aire Lines, Inc.        |
| 10. The Flying Tiger Lines, Inc.  | 22. Trans World Airlines, Inc.    |
| 11. Golden Pacific Airlines, Inc. | 23. United Air Lines              |
| 12. Golden West Airlines          | 24. Western Airlines              |

DOCUMENTS

JAN 2 1915

LIBRARY

[Extremely faint and illegible table with multiple columns and rows of text]

[Extremely faint and illegible text at the bottom of the page]



#6  
72 + June '71

AIRPORTS COMMISSION  
CITY AND COUNTY OF SAN FRANCISCO  
SAN FRANCISCO INTERNATIONAL AIRPORT

DOCUMENTS

AUG 3 1972

TO: Airports Commission

FROM: James K. Carr, Director of Airports

SAN FRANCISCO  
PUBLIC LIBRARY

SUBJECT: Comparative Traffic Report, including Statistics of Commercial,  
Domestic and International Air Carrier Revenue Flights for the Months  
of June 1972 and June 1971.

	<u>JUNE</u> <u>1972</u>	<u>JUNE</u> <u>1971</u>	<u>INCREASE</u> <u>-DECREASE</u>	<u>%</u>
<b>AIRLINE ARRIVALS &amp; DEPARTURES</b>				
(F.A.A. Tower)	25,301	24,225	1,076	4.4
<b>PASSENGERS, IN &amp; OUT</b>				
Passengers, In	1,409,622	1,272,235	137,387	10.8
Passengers, Out	693,108	626,142	66,966	10.7
Passengers, In	716,514	646,093	70,421	10.9
<b>PASSENGERS, ON &amp; OFF</b>				
Passengers, On	1,347,366	1,218,837	128,529	10.5
Passengers, Off	685,386	619,821	65,565	10.6
Passengers, Off	661,980	599,016	62,964	10.5
TOTAL MAIL BY AIR	17,018,898	19,680,022	-2,661,124	-13.5
<b>AIR MAIL LBS., ON &amp; OFF</b>				
Air Mail Lbs., On	10,655,862	12,070,096	-1,414,234	-11.7
Air Mail Lbs., On	5,738,508	6,597,352	- 858,844	-13.0
Air Mail Lbs., Off	4,917,354	5,472,744	- 555,390	-10.1
<b>FIRST CLASS MAIL, ON &amp; OFF</b>				
First Class Mail, On	6,363,036	7,609,926	-1,246,890	-16.4
First Class Mail, On	3,291,537	4,346,655	-1,055,118	-24.3
First Class Mail, Off	3,071,499	3,263,271	- 191,772	- 5.9
<b>EXPRESS LBS., ON &amp; OFF</b>				
Express Lbs., On	1,391,903	1,411,124	- 19,221	- 1.4
Express Lbs., On	733,038	763,401	- 30,363	- 4.0
Express Lbs., Off	658,865	647,723	11,142	1.7
<b>FREIGHT LBS., ON &amp; OFF</b>				
Freight Lbs., On	54,868,048	53,314,248	1,503,800	2.8
Freight Lbs., On	32,730,695	33,625,546	- 894,851	- 2.7
Freight Lbs., Off	22,137,353	19,738,702	2,398,651	12.2

COMPILATION INCLUDES STATISTICS FROM THE FOLLOWING FOR JUNE, 1972

- |                                   |                                   |
|-----------------------------------|-----------------------------------|
| 1. Air California                 | 13. Japan Air Lines Company, Ltd. |
| 2. Airlift International, Inc.    | 14. National Airlines, Inc.       |
| 3. Air West                       | 15. Northwest Airlines            |
| 4. American Airlines              | 16. Pan American World Airways    |
| 5. Braniff International          | 17. Pacific Southwest Airlines    |
| 6. Canadian Pacific Airlines      | 18. Philippine Airlines           |
| 7. China Air Lines                | 19. Qantas Airways, Ltd.          |
| 8. Continental Airlines           | 20. SFO Helicopter Airlines, Inc. |
| 9. Delta Air Lines                | 21. Swift Aire Lines, Inc.        |
| 10. The Flying Tiger Lines, Inc.  | 22. Trans World Airlines, Inc.    |
| 11. Golden Pacific Airlines, Inc. | 23. United Air Lines              |
| 12. Golden West Airlines          | 24. Western Airlines              |

JL 7/24/72



AIRPORTS COMMISSION  
CITY AND COUNTY OF SAN FRANCISCO  
SAN FRANCISCO INTERNATIONAL AIRPORT

DOCUMENTS

OCT 2 1972

SAN FRANCISCO  
PUBLIC LIBRARY

TO: Airports Commission

FROM: James K. Carr, Director of Airports

SUBJECT: REVISED Comparative Traffic Report, including Statistics of Commercial Domestic and International Air Carrier Revenue Flights for the Months of July 1972 and July 1971.

	<u>JULY</u> <u>1972</u>	<u>JULY</u> <u>1971</u>	<u>INCREASE</u> <u>OR</u> <u>DECREASE</u>	<u>PERCENTAGE</u>
<b>AIRLINE ARRIVALS &amp; DEPARTURES</b>				
(F.A.A. Tower)	26,713	25,325	1,388	5.5
<b>PASSENGERS, IN AND OUT</b>				
Passengers, In	1,511,765	1,366,600	145,165	10.6
Passengers, Out	758,188	677,979	80,209	11.8
	753,577	688,621	64,956	9.4
<b>PASSENGERS, ON AND OFF</b>				
Passengers, On	1,435,375	1,309,438	125,937	9.6
Passengers, Off	715,382	660,040	55,342	8.4
	719,993	649,398	70,595	10.9
TOTAL MAIL BY AIR	16,293,284	19,523,408	(3,230,124)	(16.5)
<b>AIR MAIL LBS., ON AND OFF</b>				
Air Mail Lbs., On	10,176,979	11,404,116	(1,227,137)	(10.8)
Air Mail Lbs., Off	5,766,139	6,559,967	(793,828)	(12.1)
	4,410,840	4,844,149	(433,309)	(8.9)
<b>FIRST CLASS MAIL, ON AND OFF</b>				
First Class Mail, On	6,116,305	8,119,292	(2,002,987)	(24.7)
First Class Mail, Off	3,308,790	4,490,951	(1,182,161)	(26.3)
	2,807,515	3,628,341	(820,826)	(22.6)
<b>EXPRESS LBS., ON AND OFF</b>				
Express Lbs., On	3,776,813	1,291,432	2,485,381	192.5
Express Lbs., Off	2,031,642	648,290	1,383,352	213.4
	1,745,171	643,142	1,102,029	171.4
<b>FREIGHT LBS., ON AND OFF</b>				
Freight Lbs., On	49,700,894	54,210,295	(4,509,401)	(8.3)
Freight Lbs., Off	30,617,001	31,612,947	(995,946)	(3.2)
	19,083,893	22,597,348	(3,513,455)	(15.5)

REVISED COMPILATION INCLUDES STATISTICS FROM THE FOLLOWING FOR JULY 1972:

- |                                   |                                   |
|-----------------------------------|-----------------------------------|
| 1. Air California                 | 13. Japan Air Lines Company, Ltd. |
| 2. Airlift International, Inc.    | 14. National Airlines, Inc.       |
| 3. Air West                       | 15. Northwest Airlines            |
| 4. American Airlines              | 16. Pan American World Airways    |
| 5. Braniff International          | 17. Pacific Southwest Airlines    |
| 6. Canadian Pacific Airlines      | 18. Philippine Airlines           |
| 7. China Air Lines                | 19. Qantas Airways, Ltd.          |
| 8. Continental Airlines           | 20. SFO Helicopter Airlines, Inc. |
| 9. Delta Air Lines                | 21. Swift Aire Lines, Inc.        |
| 10. The Flying Tiger Lines, Inc.  | 22. Trans World Airlines, Inc.    |
| 11. Golden Pacific Airlines, Inc. | 23. United Air Lines              |
| 12. Golden West Airlines          | 24. Western Airlines              |

JL 9/22/72

NOTE: Northwest Airlines Non-Operational entire Month of July.

Page 100

100

100

100

100

100

100

100

100

100

100

100

100

100

100

100

100

100

100

100

100

100

OCT 2 1972

SAN FRANCISCO PUBLIC LIBRARY

AIRPORTS COMMISSION  
CITY AND COUNTY OF SAN FRANCISCO  
SAN FRANCISCO INTERNATIONAL AIRPORT

TO: Airports Commission

FROM: James K. Carr, Director of Airports

SUBJECT: Comparative Traffic Report, including Statistics of Commercial, Domestic and International Air Carrier Revenue Flights for the Months of August 1972 and August 1971.

	<u>AUGUST</u> <u>1972</u>	<u>AUGUST</u> <u>1971</u>	<u>INCREASE</u> <u>OR</u> <u>DECREASE</u>	<u>PERCENTAGE</u>
<b>AIRLINE ARRIVALS &amp; DEPARTURES</b> (F.A.A. Tower)	26,767	27,432	(665)	(2.4)
<b>PASSENGERS, IN AND OUT</b>	1,637,078	1,451,989	185,089	12.7
Passengers, In	812,813	714,060	98,753	13.8
Passengers, Out	824,265	737,929	86,336	11.7
<b>PASSENGERS, ON AND OFF</b>	1,557,070	1,390,783	166,287	12.0
Passengers, On	784,261	707,331	76,930	10.9
Passengers, Off	772,809	683,452	89,357	13.1
<b>TOTAL MAIL BY AIR</b>	17,925,286	18,656,784	(731,498)	(3.9)
<b>AIR MAIL LBS., ON AND OFF</b>	11,116,910	11,350,882	(233,972)	(2.1)
Air Mail Lbs., On	6,248,089	6,244,703	3,386	.05
Air Mail Lbs., Off	4,868,821	5,106,179	(237,358)	(4.6)
<b>FIRST CLASS MAIL, ON AND OFF</b>	6,808,376	7,305,902	(497,526)	(6.8)
First Class Mail, On	3,692,958	3,969,451	(276,493)	(7.0)
First Class Mail, Off	3,115,418	3,336,451	(221,033)	(6.6)
<b>EXPRESS LBS., ON AND OFF</b>	1,711,150	1,457,628	253,522	17.4
Express Lbs., On	890,321	799,167	91,154	11.4
Express Lbs., Off	820,829	658,461	162,368	24.7
<b>FREIGHT LBS., ON AND OFF</b>	60,839,132	57,404,952	3,434,180	6.0
Freight Lbs., On	34,447,869	34,453,524	(5,655)	(.02)
Freight Lbs., Off	26,391,263	22,951,428	3,439,835	15.0

COMPILATION INCLUDES STATISTICS FROM THE FOLLOWING FOR AUGUST, 1972.

- |                                   |                                   |
|-----------------------------------|-----------------------------------|
| 1. Air California                 | 13. Japan Air Lines Company, Ltd. |
| 2. Airlift International, Inc.    | 14. National Airlines, Inc.       |
| 3. Air West                       | 15. Northwest Airlines            |
| 4. American Airlines              | 16. Pan American World Airways    |
| 5. Braniff International          | 17. Pacific Southwest Airlines    |
| 6. Canadian Pacific Airlines      | 18. Philippine Airlines           |
| 7. China Air Lines                | 19. Qantas Airways, Ltd.          |
| 8. Continental Airlines           | 20. SFO Helicopter Airlines, Inc. |
| 9. Delta Air Lines                | 21. Swift Aire Lines, Inc.        |
| 10. The Flying Tiger Lines, Inc.  | 22. Trans World Airlines, Inc.    |
| 11. Golden Pacific Airlines, Inc. | 23. United Air Lines              |
| 12. Golden West Airlines          | 24. Western Airlines              |

Note: Northwest Airlines non-operational entire month of August.



5#6  
2 + 9/71

AIRPORTS COMMISSION  
CITY AND COUNTY OF SAN FRANCISCO  
SAN FRANCISCO INTERNATIONAL AIRPORT

DOCUMENTS

NOV 10 1972

SAN FRANCISCO  
PUBLIC LIBRARY

TO: Airports Commission  
FROM: James K. Carr, Director of Airports

SUBJECT: Comparative Traffic Report, including Statistics of Commercial,  
Domestic and International Air Carrier Revenue Flights for the  
Months September 1972 and September 1971.

	SEPTEMBER 1972	SEPTEMBER 1971	INCREASE OR DECREASE	PERCENTAGE
<b>AIRLINE ARRIVALS &amp; DEPARTURES</b>				
(F.A.A. Tower)	25,312	26,131	(819)	(3.1)
<b>PASSENGERS, IN AND OUT</b>				
Passengers, In	658,785	593,497	65,288	11.0
Passengers, Out	654,870	594,836	60,034	10.1
<b>PASSENGERS, ON AND OFF</b>				
Passengers, On	621,650	570,109	51,541	9.0
Passengers, Off	625,565	568,770	56,795	10.0
TOTAL MAIL BY AIR	18,015,833	18,446,429	(430,596)	(2.3)
<b>AIR MAIL LBS., ON AND OFF</b>				
Air Mail Lbs., On	6,172,775	6,119,450	53,325	.9
Air Mail Lbs., Off	4,685,055	4,877,221	(192,166)	(3.9)
<b>FIRST CLASS MAIL, ON AND OFF</b>				
First Class Mail, On	4,075,638	3,980,176	95,462	2.4
First Class Mail, Off	3,082,365	3,469,582	(387,217)	(11.2)
<b>EXPRESS LBS., ON AND OFF</b>				
Express Lbs., On	975,765	714,481	261,284	36.6
Express Lbs., Off	780,214	672,273	107,941	16.1
<b>FREIGHT LBS., ON AND OFF</b>				
Freight Lbs., On	31,073,763	36,529,247	(5,455,484)	(14.9)
Freight Lbs., Off	25,396,768	24,645,881	750,887	3.0

COMPILATION INCLUDES STATISTICS FROM THE FOLLOWING FOR SEPTEMBER, 1972.

- |                                   |                                   |
|-----------------------------------|-----------------------------------|
| 1. Air California                 | 13. Japan Air Lines Company, Ltd. |
| 2. Airlift International, Inc.    | 14. National Airlines, Inc.       |
| 3. Air West                       | 15. Northwest Airlines            |
| 4. American Airlines              | 16. Pan American World Airways    |
| 5. Braniff International          | 17. Pacific Southwest Airlines    |
| 6. Canadian Pacific Airlines      | 18. Philippine Airlines           |
| 7. China Air Lines                | 19. Qantas Airways, Ltd.          |
| 8. Continental Airlines           | 20. SFO Helicopter Airlines, Inc. |
| 9. Delta Air Lines                | 21. Swift Aire Lines, Inc.        |
| 10. The Flying Tiger Lines, Inc.  | 22. Trans World Airlines, Inc.    |
| 11. Golden Pacific Airlines, Inc. | 23. United Air Lines              |
| 12. Golden West Airlines          | 24. Western Airlines              |

Note: (1) Northwest Airlines non-operational during entire month of September  
(2) Statistics for Golden Pacific Airlines, Inc., and Golden West Airlines have not been received for September.

CONFIDENTIAL

DATE	DESCRIPTION	AMOUNT	BALANCE	REMARKS
11-11	(18)	50.00		
11-12	1.00			
11-13	0.20			
11-14	0.00			
11-15	0.00			
11-16	0.00			
11-17	0.00			
11-18	0.00			
11-19	0.00			
11-20	0.00			
11-21	0.00			
11-22	0.00			
11-23	0.00			
11-24	0.00			
11-25	0.00			
11-26	0.00			
11-27	0.00			
11-28	0.00			
11-29	0.00			
11-30	0.00			



15 #6  
12 + 10/71

AIRPORTS COMMISSION  
CITY AND COUNTY OF SAN FRANCISCO  
SAN FRANCISCO INTERNATIONAL AIRPORT

DOCUMENTS  
NOV 27 1972  
SAN FRANCISCO  
PUBLIC LIBRARY

TO: Airports Commission  
FROM: James K. Carr, Director of Airports

SUBJECT: Comparative Traffic Report, including Statistics of Commercial, Domestic and International Air Carrier Revenue Flights for the Months October 1972 and October 1971.

	OCTOBER 1972	OCTOBER 1971	INCREASE -DECREASE	PERCENTAGE
AIRLINE ARRIVALS & DEPARTURES (F.A.A. Tower)	26,080	26,537	(457)	(1.7)
PASSENGERS, IN AND OUT	1,347,899	1,200,611	147,288	12.3
Passengers, In	681,938	600,165	81,773	13.6
Passengers, Out	665,961	600,446	65,515	10.9
PASSENGERS, ON AND OFF	1,273,687	1,143,353	130,334	11.4
Passengers, On	630,473	571,817	58,656	10.3
Passengers, Off	643,214	571,536	71,678	12.5
TOTAL MAIL BY AIR	17,860,275	20,154,601	(2,294,326)	(11.4)
AIR MAIL LBS., ON AND OFF	10,775,525	11,710,614	(935,089)	(8.0)
Air Mail lbs., On	5,866,263	6,658,542	(792,279)	(11.9)
Air Mail lbs., Off	4,909,262	5,052,072	(142,810)	(2.8)
FIRST CLASS MAIL, ON AND OFF	7,084,750	8,443,987	(1,359,237)	(16.1)
First Class Mail, On	3,569,498	4,205,966	(636,468)	(15.1)
First Class Mail, Off	3,515,252	4,238,021	(722,769)	(17.0)
EXPRESS LBS., ON AND OFF	1,449,507	1,505,406	(55,899)	(3.7)
Express lbs., On	817,307	727,199	90,108	12.4
Express lbs., Off	632,200	778,207	(146,007)	(18.8)
FREIGHT LBS., ON AND OFF	56,254,650	62,326,833	(6,072,183)	(9.7)
Freight lbs., On	29,487,580	36,375,950	(6,888,370)	(19.0)
Freight lbs., Off	26,767,070	25,950,883	816,187	3.1

COMPILATION INCLUDES STATISTICS FROM THE FOLLOWING FOR OCTOBER 1972:

- |                                   |                                      |
|-----------------------------------|--------------------------------------|
| 1. Air California                 | 13. National Airlines Inc.           |
| 2. Airlift International, Inc.    | 14. Northwest Airlines               |
| 3. Air West                       | 15. Pan American World Airways       |
| 4. American Airlines              | 16. Pacific Southwest Airlines       |
| 5. Braniff International          | 17. Philippine Airlines              |
| 6. Canadian Pacific Airlines      | 18. Qantas Airways, Ltd.             |
| 7. China Air Lines                | 19. S.F.O. Helicopter Airlines, Inc. |
| 8. Continental Airlines           | 20. Stol Air, Inc.                   |
| 9. Delta Air Lines                | 21. Swift Aire Lines, Inc.           |
| 10. The Flying Tiger Lines        | 22. Trans World Airlines, Inc.       |
| 11. Golden Pacific Airlines, Inc. | 23. United Air Lines                 |
| 12. Japan Air Lines Company, Ltd. | 24. Western Airlines                 |

Note: (1) Northwest Airlines non-operational first seven days of October.  
(2) Golden Pacific Airlines non-operational all Month.  
(3) Stol Air, Inc. includes September 18-30, 1972, only.



AIRPORTS COMMISSION  
CITY AND COUNTY OF SAN FRANCISCO  
SAN FRANCISCO INTERNATIONAL AIRPORT

DOCUMENTS

JAN 16 1973

SAN FRANCISCO  
PUBLIC LIBRARY

TO: Airports Commission

FROM: James K. Carr, Director of Airports

SUBJECT: Comparative Traffic Report, including Statistics of Commercial.  
Domestic and International Air Carrier Revenue Flights for  
the Months of November 1972 and November 1971.

	NOVEMBER		INCREASE- DECREASE	PERCENTAGE
	1972	1971		
AIRLINE ARRIVALS & DEPARTURES				
F.A.A. TOWER	24,567	24,643	(76)	(.3)
PASSENGERS, IN AND OUT	1,263,254	1,083,995	179,259	16.5
Passengers, In	623,585	538,608	84,977	15.8
Passengers, Out	639,669	545,387	94,282	17.3
PASSENGERS, ON AND OFF	1,183,878	1,030,387	153,491	14.9
Passengers, On	599,981	518,583	81,398	15.7
Passengers, Off	583,897	511,804	72,093	14.1
TOTAL MAIL BY AIR	20,688,499	21,058,165	(369,666)	(1.8)
AIR MAIL LBS., ON AND OFF	11,814,087	11,976,050	(161,963)	(1.4)
Air Mail Lbs. On	6,402,850	6,700,743	(297,893)	(4.4)
Air Mail Lbs., Off	5,411,237	5,275,307	135,930	2.6
FIRST CLASS MAIL, ON AND OFF	8,874,412	9,082,115	(207,703)	(2.3)
First Class Mail, On	3,926,933	4,374,569	(447,636)	(10.2)
First Class Mail, Off	4,947,479	4,707,546	239,933	5.1
EXPRESS LBS., ON AND OFF	1,499,349	1,343,705	155,644	11.6
Express Lbs., On	827,462	682,783	144,679	21.2
Express Lbs., Off	671,887	660,922	10,965	1.7
FREIGHT LBS., ON AND OFF	61,048,818	47,056,424	13,992,394	29.7
Freight Lbs., On	30,577,983	25,245,424	5,332,559	21.1
Freight Lbs., Off	30,470,835	21,811,000	8,659,835	39.7

COMPILATION INCLUDES STATISTICS FROM THE FOLLOWING FOR NOVEMBER, 1972:

- |                                   |                                      |
|-----------------------------------|--------------------------------------|
| 1. Air California                 | 13. Northwest Airlines               |
| 2. Airlift International, Inc.    | 14. Pacific Southwest Airlines       |
| 3. American Airlines              | 15. Pan American World Airways       |
| 4. Braniff International          | 16. Philippine Airlines              |
| 5. Canadian Pacific Airlines      | 17. Qantas Airways, Ltd.             |
| 6. China Air Lines                | 18. S.F.O. Helicopter Airlines, Inc. |
| 7. Continental Airlines           | 19. Stol Air, Inc.*                  |
| 8. Delta Air Lines                | 20. Swift Aire Lines, Inc.           |
| 9. The Flying Tiger Lines         | 21. Trans World Airlines, Inc.       |
| 10. Hughes Air West               | 22. United Air Lines                 |
| 11. Japan Air Lines Company, Ltd. | 23. Western Airlines                 |
| 12. National Airlines, Inc.       |                                      |

\*Includes October and November

JL 1/10/73



45 #6  
72+12/71

AIRPORTS COMMISSION  
CITY AND COUNTY OF SAN FRANCISCO  
SAN FRANCISCO INTERNATIONAL AIRPORT

DOCUMENTS

FEB 8 1973

TO: Airports Commission

FROM: William J. Dwyer, Director of Airports

SAN FRANCISCO  
PUBLIC LIBRARY

SUBJECT: Comparative Traffic Report, including Statistics of Commercial, Domestic and International Air Carrier Revenue Flights for the Months of December 1972 and December 1971.

	DECEMBER		INCREASE	PERCENTAGE
	<u>1972</u>	<u>1971</u>	<u>DECREASE</u>	
AIRLINE ARRIVALS & DEPARTURES				
F.A.A. TOWER	24,241	24,589	(348)	(1.4)
PASSENGERS, IN AND OUT	1,306,923	1,239,009	67,914	5.5
Passengers, In	646,783	607,401	39,382	6.5
Passengers, Out	660,140	631,608	28,532	4.5
PASSENGERS, ON AND OFF	1,233,895	1,175,671	58,224	5.0
Passengers, On	623,626	600,039	23,587	3.9
Passengers, Off	610,269	575,632	34,637	6.0
TOTAL MAIL BY AIR	23,436,480	28,545,928	(5,109,448)	(17.9)
AIR MAIL LBS., ON AND OFF	14,982,233	16,459,203	(1,476,970)	(9.0)
Air Mail Lbs., On	8,257,727	9,400,864	(1,143,137)	(12.2)
Air Mail Lbs., Off	6,724,506	7,058,339	(333,833)	(4.7)
FIRST CLASS MAIL, ON AND OFF	8,454,247	12,086,725	(3,632,478)	(30.1)
First Class Mail, On	3,930,054	6,369,975	(2,439,921)	(38.3)
First Class Mail, Off	4,524,193	5,716,750	(1,192,557)	(20.9)
EXPRESS LBS., ON AND OFF	1,587,299	1,433,989	153,310	10.7
Express Lbs., On	838,805	761,903	76,902	10.1
Express Lbs., Off	748,494	672,086	76,408	11.4
FREIGHT LBS., ON AND OFF	50,395,580	47,821,754	2,573,826	5.4
Freight Lbs., On	27,582,575	26,594,672	987,903	3.7
Freight Lbs., Off	22,813,005	21,227,082	1,585,923	7.5

COMPILATION INCLUDES STATISTICS FROM THE FOLLOWING FOR DECEMBER 1972:

- |  |   |
|--|---|
| <ol style="list-style-type: none"> <li>1. Air California</li> <li>2. Airlift International, Inc.</li> <li>3. American Airlines</li> <li>4. Braniff International</li> <li>5. Canadian Pacific Airlines</li> <li>6. China Air Lines</li> <li>7. Continental Airlines</li> <li>8. Delta Air Lines</li> <li>9. The Flying Tiger Lines</li> <li>10. Hughes Air West</li> <li>11. Japan Air Lines Company, Ltd.</li> <li>12. National Airlines, Inc.</li> </ol> | <ol style="list-style-type: none"> <li>13. Northwest Airlines</li> <li>14. Pacific Southwest Airlines</li> <li>15. Pan American World Airways</li> <li>16. Philippine Airlines</li> <li>17. Qantas Airways, Ltd.</li> <li>18. S.F.O. Helicopter Airlines, Inc.</li> <li>19. Stol Air, Inc.</li> <li>20. Swift Aire Lines, Inc.</li> <li>21. Trans World Airlines, Inc.</li> <li>22. United Air Lines</li> <li>23. Western Airlines</li> </ol> |
|--|---|

JL 1/23/73

Very faint header text, possibly a title or date, mostly illegible due to fading.

Main body of text, consisting of several paragraphs of extremely faint, illegible characters. The text appears to be a formal document or report, but the content is completely unreadable.

376  
3+1/72

AIRPORTS COMMISSION  
CITY AND COUNTY OF SAN FRANCISCO  
SAN FRANCISCO INTERNATIONAL AIRPORT

DOCUMENTS

MAR 3 1973

SAN FRANCISCO  
PUBLIC LIBRARY

TO: Airports Commission  
FROM: William J. Dwyer, Director of Airports

SUBJECT: Comparative Traffic Report, including Statistics of Commercial, Domestic and International Air Carrier Revenue Flights for the Months of January 1973 and January 1972.

	<u>JANUARY</u> <u>1973</u>	<u>JANUARY</u> <u>1972</u>	<u>INCREASE</u> <u>DECREASE</u>	<u>PERCENTAGE</u>
AIRLINE ARRIVALS & DEPARTURES				
F.A.A. TOWER	25,228	23,161	2,067	8.9
PASSENGERS, IN AND OUT	1,195,504	1,133,293	62,211	5.5
Passengers, In	604,956	569,542	35,414	6.2
Passengers, Out	590,548	563,751	26,797	4.8
PASSENGERS, ON AND OFF	1,117,848	1,072,697	45,151	4.2
Passengers, On	551,720	533,453	18,267	3.4
Passengers, Off	566,128	539,244	26,884	5.0
TOTAL MAIL BY AIR	16,356,689	17,752,373	(1,395,684)	(7.9)
AIR MAIL LBS., ON AND OFF	10,608,462	9,990,375	618,087	6.2
Air Mail Lbs., On	5,542,419	5,403,870	138,549	2.6
Air Mail Lbs., Off	5,066,043	4,586,505	479,538	10.5
FIRST CLASS MAIL, ON AND OFF	5,748,227	7,761,998	(2,013,771)	(26.0)
First Class Mail, On	2,617,224	4,313,540	(1,696,316)	(39.3)
First Class Mail, Off	3,131,003	3,448,458	(317,455)	9.2
EXPRESS LBS., ON AND OFF	1,384,724	1,078,710	306,014	28.4
Express Lbs., On	736,514	587,117	149,397	25.4
Express Lbs., Off	648,210	491,593	156,617	32.0
FREIGHT LBS., ON AND OFF	47,923,011	41,031,659	6,891,352	16.8
Freight Lbs., On	24,595,660	21,739,589	2,856,071	13.1
Freight Lbs., Off	23,327,351	19,292,070	4,035,281	21.0

COMPILATION INCLUDES STATISTICS FROM THE FOLLOWING FOR JANUARY 1973

- |                                   |                                      |
|-----------------------------------|--------------------------------------|
| 1. Air California                 | 13. Northwest Airlines               |
| 2. Airlift International, Inc.    | 14. Pacific Southwest Airlines       |
| 3. American Airlines              | 15. Pan American World Airways       |
| 4. Braniff International          | 16. Philippine Airlines              |
| 5. Canadian Pacific Airlines      | 17. Qantas Airways, Ltd.             |
| 6. China Air Lines                | 18. S.F.O. Helicopter Airlines, Inc. |
| 7. Continental Airlines           | 19. Stol Air, Inc.                   |
| 8. Delta Air Lines                | 20. Swift Aire Lines, Inc.           |
| 9. The Flying Tiger Lines         | 21. Trans World Airlines, Inc.       |
| 10. Hughes Air West               | 22. United Air Lines                 |
| 11. Japan Air Lines Company, Ltd. | 23. Western Airlines                 |
| 12. National Airlines, Inc.       |                                      |

JL 2/22/73





AIRPORTS COMMISSION  
CITY AND COUNTY OF SAN FRANCISCO  
SAN FRANCISCO INTERNATIONAL AIRPORT

DOCUMENTS

MAR 30 1973

TO: Airports Commission

FROM: William J. Dwyer, Director of Airports

SAN FRANCISCO  
PUBLIC LIBRARY

SUBJECT: Comparative Traffic Report, including Statistics of Commercial, Domestic and International Air Carrier Revenue Flights for the Months of February 1973 and February 1972.

	<u>FEBRUARY</u> <u>1973</u>	<u>FEBRUARY</u> <u>1972</u>	<u>INCREASE</u> <u>DECREASE</u>	<u>PERCENTAGE</u>
AIRLINE ARRIVALS & DEPARTURES				
F.A.A. TOWER	23,367	22,180	1,187	5.4
PASSENGERS, IN AND OUT	1,114,410	1,025,200	89,210	8.7
Passengers, In	554,501	503,654	50,847	10.1
Passengers, Out	559,909	521,546	38,363	7.4
PASSENGERS, ON AND OFF	1,016,878	959,511	57,367	6.0
Passengers, On	511,143	488,697	22,446	4.6
Passengers, Off	505,735	470,814	34,921	7.4
TOTAL MAIL BY AIR	14,680,010	18,222,600	(3,542,590)	(19.4)
AIR MAIL LBS., ON AND OFF	9,664,873	10,926,451	(1,261,578)	(11.5)
Air Mail Lbs., On	4,892,302	6,357,552	(1,465,250)	(23.0)
Air Mail Lbs., Off	4,772,571	4,568,899	203,672	4.5
FIRST CLASS MAIL, ON AND OFF	5,015,137	7,296,149	(2,281,012)	(31.3)
First Class Mail, On	2,297,503	3,933,615	(1,636,112)	(42.0)
First Class Mail, Off	2,717,634	3,362,534	(644,900)	(19.2)
EXPRESS LBS., ON AND OFF	1,215,252	1,156,066	59,186	5.1
Express Lbs., On	602,342	637,267	(34,925)	(5.5)
Express Lbs., Off	612,910	518,799	94,111	18.1
FREIGHT LBS., ON AND OFF	46,404,529	45,316,095	1,088,434	2.4
Freight Lbs., On	24,077,719	25,787,352	(1,709,633)	(6.6)
Freight Lbs., Off	22,326,810	19,528,743	2,798,067	14.3

COMPILATION INCLUDES STATISTICS FROM THE FOLLOWING FOR FEBRUARY 1973

- |                                   |                                      |
|-----------------------------------|--------------------------------------|
| 1. Air California                 | 13. Northwest Airlines               |
| 2. Airlift International, Inc.    | 14. Pacific Southwest Airlines       |
| 3. American Airlines              | 15. Pan American World Airways       |
| 4. Braniff International          | 16. Philippine Airlines              |
| 5. Canadian Pacific Airlines      | 17. Qantas Airways, Ltd.             |
| 6. China Air Lines                | 18. S.F.O. Helicopter Airlines, Inc. |
| 7. Continental Airlines           | 19. Stol Air, Inc.                   |
| 8. Delta Air Lines                | 20. Swift Aire Lines, Inc.           |
| 9. The Flying Tiger Lines         | 21. Trans World Airlines, Inc.       |
| 10. Hughes Air West               | 22. United Air Lines                 |
| 11. Japan Air Lines Company, Ltd. | 23. Western Airlines                 |
| 12. National Airlines, Inc.       |                                      |



45 #6  
73

AIRPORTS COMMISSION  
CITY AND COUNTY OF SAN FRANCISCO  
SAN FRANCISCO INTERNATIONAL AIRPORT

DOCUMENTS  
MAY 3 1973  
SAN FRANCISCO  
PUBLIC LIBRARY

TO: Airports Commission  
FROM: William J. Dwyer, Director of Airports  
SUBJECT: Comparative Traffic Report, including Statistics of Commercial,  
Domestic and International Air Carrier Revenue Flights for  
the Months of March 1973 and March 1972.

	MARCH		INCREASE DECREASE	PERCENTAGE
	1973	1972		
AIRLINE ARRIVALS & DEPARTURES				
F.A.A. TOWER	25,980	24,115	1,865	7.7
PASSENGERS, IN AND OUT	1,295,224	1,188,000	107,224	9.0
Passengers, In	643,309	585,839	57,470	9.8
Passengers, Out	651,915	602,161	49,754	8.3
PASSENGERS, ON AND OFF	1,186,316	1,101,282	85,034	7.7
Passengers, On	597,461	558,802	38,659	6.9
Passengers, Off	588,855	542,480	46,375	8.5
TOTAL MAIL BY AIR	16,913,542	19,756,499	(2,842,957)	(14.4)
AIR MAIL LBS., ON AND OFF	11,181,529	12,138,886	(957,357)	(7.9)
Air Mail Lbs., On	5,616,249	6,908,965	(1,292,716)	(18.7)
Air Mail Lbs., Off	5,565,280	5,229,921	335,359	6.4
FIRST CLASS MAIL, ON AND OFF	5,732,013	7,617,613	(1,885,600)	(24.8)
First Class Mail, On	2,576,003	4,026,852	(1,450,849)	(36.0)
First Class Mail, Off	3,156,010	3,590,761	(434,751)	(12.1)
EXPRESS LBS., ON AND OFF	1,654,511	1,335,453	319,058	23.9
Express Lbs., On	875,845	731,674	144,171	19.7
Express Lbs., Off	778,666	603,779	174,887	29.0
FREIGHT LBS., ON AND OFF	56,218,888	48,857,064	7,361,824	15.1
Freight Lbs., On	28,985,721	26,990,299	1,995,422	7.4
Freight Lbs., Off	27,233,167	21,866,765	5,366,402	24.5

COMPILATION INCLUDES STATISTICS FROM THE FOLLOWING FOR MARCH 1973

- |                                   |                                      |
|-----------------------------------|--------------------------------------|
| 1. Air California                 | 13. Northwest Airlines               |
| 2. Airlift International, Inc.    | 14. Pacific Southwest Airlines       |
| 3. American Airlines              | 15. Pan American World Airways       |
| 4. Braniff International          | 16. Philippine Airlines              |
| 5. Canadian Pacific Airlines      | 17. Qantas Airways, Ltd.             |
| 6. China Air Lines                | 18. S.F.O. Helicopter Airlines, Inc. |
| 7. Continental Airlines           | 19. Stol Air, Inc.                   |
| 8. Delta Air Lines                | 20. Swift Aire Lines, Inc.           |
| 9. The Flying Tiger Lines         | 21. Trans World Airlines, Inc.       |
| 10. Hughes Airwest                | 22. United Air Lines                 |
| 11. Japan Air Lines Company, Ltd. | 23. Western Airlines                 |
| 12. National Airlines, Inc.       |                                      |

JL 4/23/73



45 #6  
+  
2

DOCUMENTS  
MAY 1 1973  
PUBLIC LIBRARY

AIRPORTS COMMISSION  
CITY AND COUNTY OF SAN FRANCISCO  
SAN FRANCISCO INTERNATIONAL AIRPORT

TO: Airports Commission

FROM: William J. Dwyer, Director of Airports

SUBJECT: Comparative Traffic Report, including Statistics of Commercial, Domestic and International Air Carrier Revenue Flights for the Months of April 1973 and April 1972.

	<u>APRIL</u> <u>1973</u>	<u>APRIL</u> <u>1972</u>	<u>INCREASE</u> <u>DECREASE</u>	<u>PERCENTAGE</u>
AIRLINE ARRIVALS & DEPARTURES				
F.A.A. TOWER	25,348	23,567	1,781	7.6
PASSENGERS, IN AND OUT	1,318,205	1,181,461	136,744	11.6
Passengers, In	658,022	578,364	79,658	13.8
Passengers, Out	660,183	603,097	57,086	9.5
PASSENGERS, ON AND OFF	1,217,779	1,119,537	98,242	8.8
Passengers, On	607,994	572,135	35,859	6.3
Passengers, Off	609,785	547,402	62,383	11.4
TOTAL MAIL BY AIR	14,822,405	17,844,503	(3,022,098)	(16.9)
AIR MAIL LBS., ON AND OFF	9,813,319	10,656,617	(843,298)	(7.9)
Air Mail Lbs., On	4,970,453	5,971,242	(1,000,789)	(16.8)
Air Mail Lbs., Off	4,842,866	4,685,375	157,491	3.4
FIRST CLASS MAIL, ON AND OFF	5,009,086	7,187,886	(2,178,800)	(30.3)
First Class Mail, On	2,258,328	3,939,249	(1,680,921)	(42.7)
First Class Mail, Off	2,750,758	3,248,637	(497,879)	(15.3)
EXPRESS LBS., ON AND OFF	1,428,314	1,264,227	164,087	13.0
Express Lbs., On	759,314	680,968	78,346	11.5
Express Lbs., Off	669,000	583,259	85,741	14.7
FREIGHT LBS., ON AND OFF	52,513,751	45,305,469	7,208,282	15.9
Freight Lbs., On	28,253,022	26,014,083	2,238,939	8.6
Freight Lbs., Off	24,260,729	19,291,386	4,969,343	25.8

COMPILATION INCLUDES STATISTICS FROM THE FOLLOWING FOR APRIL 1973

- |                                   |                                      |
|-----------------------------------|--------------------------------------|
| 1. Air California                 | 13. Northwest Airlines               |
| 2. Airlift International, Inc.    | 14. Pacific Southwest Airlines       |
| 3. American Airlines              | 15. Pan American World Airways       |
| 4. Braniff International          | 16. Philippine Airlines              |
| 5. Canadian Pacific Airlines      | 17. Qantas Airways, Ltd.             |
| 6. China Air Lines                | 18. S.F.O. Helicopter Airlines, Inc. |
| 7. Continental Airlines           | 19. Stol Air, Inc.                   |
| 8. Delta Air Lines                | 20. Swift Aire Lines, Inc.           |
| 9. The Flying Tiger Lines         | 21. Trans World Airlines, Inc.       |
| 10. Hughes Air West               | 22. United Air Lines                 |
| 11. Japan Air Lines Company, Ltd. | 23. Western Airlines                 |
| 12. National Airlines, Inc.       |                                      |

JL 5/23/73



5 #6  
3+  
72

DOCUMENTS

JUN 28 1973

AIRPORTS COMMISSION  
CITY AND COUNTY OF SAN FRANCISCO  
SAN FRANCISCO INTERNATIONAL AIRPORT

SAN FRANCISCO  
PUBLIC LIBRARY

TO: Airports Commission  
FROM: William J. Dwyer, Director of Airports  
SUBJECT: Comparative Traffic Report, including Statistics of Commercial,  
Domestic and International Air Carrier Revenue Flights for  
the Months of May 1973 and May 1972.

	MAY		INCREASE DECREASE	PERCENTAGE
	1973	1972		
AIRLINE ARRIVALS & DEPARTURES				
F.A.A. TOWER	26,682	25,022	1,660	6.6
PASSENGERS, IN AND OUT	1,342,419	1,196,078	146,341	12.2
Passengers, In	669,217	592,312	76,905	13.0
Passengers, Out	673,202	603,766	69,436	11.5
PASSENGERS, ON AND OFF	1,264,262	1,144,512	119,750	10.5
Passengers, On	633,483	577,983	55,500	9.6
Passengers, Off	630,779	566,529	64,250	11.3
TOTAL MAIL BY AIR	14,785,296	17,788,893	(3,003,597)	(16.9)
AIR MAIL LBS., ON AND OFF	9,949,446	10,850,099	(900,653)	(8.3)
Air Mail Lbs., On	4,993,045	5,990,346	(997,301)	(16.6)
Air Mail Lbs., Off	4,956,401	4,859,753	96,648	2.0
FIRST CLASS MAIL, ON AND OFF	4,835,850	6,938,794	(2,102,944)	(30.3)
First Class Mail, On	2,232,229	3,709,616	(1,477,387)	(39.8)
First Class Mail, Off	2,603,621	3,229,178	(625,557)	(19.4)
EXPRESS LBS., ON AND OFF	1,418,565	1,384,307	34,258	2.5
Express Lbs., On	734,391	753,710	(19,319)	(2.6)
Express Lbs., Off	684,174	630,597	53,577	8.5
FREIGHT LBS., ON AND OFF	65,294,001	57,277,303	8,016,698	14.0
Freight Lbs., On	38,132,307	36,799,999	1,332,308	3.6
Freight Lbs., Off	27,161,694	20,477,304	6,684,390	32.6

COMPILATION INCLUDES STATISTICS FROM THE FOLLOWING FOR MAY 1973.

- |                                   |                                      |
|-----------------------------------|--------------------------------------|
| 1. Air California                 | 13. Northwest Airlines               |
| 2. Airlift International, Inc.    | 14. Pacific Southwest Airlines       |
| 3. American Airlines              | 15. Pan American World Airways       |
| 4. Braniff International          | 16. Philippine Airlines              |
| 5. Canadian Pacific Airlines      | 17. Qantas Airways, Ltd.             |
| 6. China Air Lines                | 18. S.F.O. Helicopter Airlines, Inc. |
| 7. Continental Airlines           | 19. Stol Air, Inc.                   |
| 8. Delta Air Lines                | 20. Swift Aire Lines, Inc.           |
| 9. The Flying Tiger Lines         | 21. Trans World Airlines, Inc.       |
| 10. Hughes Airwest                | 22. United Air Lines                 |
| 11. Japan Air Lines Company, Ltd. | 23. Western Airlines                 |
| 12. National Airlines, Inc.       |                                      |

6/26/73





45 #6  
13 + 6/72

AIRPORTS COMMISSION  
CITY AND COUNTY OF SAN FRANCISCO  
SAN FRANCISCO INTERNATIONAL AIRPORT

TO: Airports Commission

FROM: William, J. Dwyer, Director of Airports

SUBJECT: Comparative Traffic Report, including Statistics of Commercial, Domestic and International Air Carrier Revenue Flights for the Months of June 1973 and June 1972.

	JUNE		INCREASE DECREASE	PERCENTAGE
	<u>1973</u>	<u>1972</u>		
AIRLINE ARRIVALS & DEPARTURES				
F.A.A. TOWER	26,903	25,301	1,602	6.3
PASSENGERS, IN AND OUT	1,557,920	1,409,622	148,298	10.5
Passengers, In	776,626	693,108	83,518	12.0
Passengers, Out	781,294	716,514	64,780	9.0
PASSENGERS, ON AND OFF	1,472,764	1,347,366	125,398	9.3
Passengers, On	738,716	685,386	53,330	7.8
Passengers, Off	734,048	661,980	72,068	10.9
TOTAL MAIL BY AIR	14,783,394	17,018,898	(2,235,504)	(13.1)
AIR MAIL LBS., ON AND OFF	9,782,783	10,655,862	(873,079)	(8.2)
Air Mail Lbs., On	4,855,462	5,738,508	(883,046)	(15.4)
Air Mail Lbs., Off	4,927,321	4,917,354	9,967	.2
FIRST CLASS MAIL, ON AND OFF	5,000,611	6,363,036	(1,362,425)	(21.4)
First Class Mail, On	2,323,773	3,291,537	(967,764)	(29.4)
First Class Mail, Off	2,676,838	3,071,499	(394,661)	(12.8)
EXPRESS LBS., ON AND OFF	1,676,113	1,391,903	284,210	20.4
Express Lbs., On	815,031	733,038	81,993	11.2
Express Lbs., Off	861,082	658,865	202,217	30.7
FREIGHT LBS., ON AND OFF	67,676,499	54,868,048	12,808,451	23.3
Freight Lbs., On	36,526,409	32,730,695	3,795,714	11.6
Freight Lbs., Off	31,150,090	22,137,353	9,012,737	40.7

COMPILATION INCLUDES STATISTICS FROM THE FOLLOWING FOR JUNE 1973:

- |                                   |                                      |
|-----------------------------------|--------------------------------------|
| 1. Air California                 | 13. Northwest Airlines               |
| 2. Airlift International, Inc.    | 14. Pacific Southwest Airlines       |
| 3. American Airlines              | 15. Pan American World Airways       |
| 4. Braniff International          | 16. Philippine Airlines              |
| 5. Canadian Pacific Airlines      | 17. Qantas Airways, Ltd.             |
| 6. China Air Lines                | 18. S.F.O. Helicopter Airlines, Inc. |
| 7. Continental Airlines           | 19. Stol Air, Inc.                   |
| 8. Delta Air Lines                | 20. Swift Aire Lines, Inc.           |
| 9. The Flying Tiger Lines         | 21. Trans World Airlines, Inc.       |
| 10. Hughes Airwest                | 22. United Air Lines                 |
| 11. Japan Air Lines Company, Ltd. | 23. Western Airlines                 |
| 12. National Airlines, Inc.       |                                      |

JL 7/24/73



546  
+7/72

AIRPORTS COMMISSION  
CITY AND COUNTY OF SAN FRANCISCO  
SAN FRANCISCO INTERNATIONAL AIRPORT

DOCUMENTS  
AUG 20 1973  
SAN FRANCISCO  
PUBLIC LIBRARY

TO: Airports Commission

FROM: William J. Dwyer, Director of Airports

SUBJECT: Comparative Traffic Report, including Statistics of Commercial, Domestic and International Air Carrier Revenue Flights for the Months of July 1973 and July 1972.

	JULY		INCREASE DECREASE	PERCENTAGE
	<u>1973</u>	<u>1972</u>		
<b>AIRLINE ARRIVALS &amp; DEPARTURES</b>				
F.A.A. TOWER	27,759	26,713	1,046	3.9
PASSENGERS, IN AND OUT	1,598,485	1,511,765	86,720	5.7
Passengers, In	810,112	758,188	51,924	6.8
Passengers, Out	788,373	753,577	34,796	4.6
PASSENGERS, ON AND OFF	1,514,049	1,435,375	78,674	5.5
Passengers, On	746,155	715,382	30,773	4.3
Passengers, Off	767,894	719,993	47,901	6.7
TOTAL MAIL BY AIR	14,204,031	16,293,284	(2,089,253)	(12.8)
AIR MAIL LBS., ON AND OFF	9,417,966	10,176,979	(759,013)	(7.5)
Air Mail Lbs., On	4,999,179	5,766,139	(766,960)	(13.3)
Air Mail Lbs., Off	4,418,787	4,410,840	7,947	.2
FIRST CLASS MAIL, ON AND OFF	4,786,065	6,116,305	(1,330,240)	(21.7)
First Class Mail, On	2,171,442	3,308,790	(1,137,348)	(34.4)
First Class Mail, Off	2,614,623	2,807,515	(192,892)	(6.9)
EXPRESS LBS., ON AND OFF	1,772,149	3,776,813	(2,004,664)	(53.1)
Express Lbs., On	846,986	2,031,642	(1,184,656)	(58.3)
Express Lbs., Off	925,163	1,745,171	(820,008)	(47.0)
FREIGHT LBS., ON AND OFF	63,733,654	49,700,894	14,032,760	28.2
Freight Lbs., On	33,871,500	30,617,001	3,254,499	10.6
Freight Lbs., Off	29,862,154	19,083,893	10,778,261	56.5

COMPILATION INCLUDES STATISTICS FROM THE FOLLOWING FOR JULY 1973.

- |                                   |                                      |
|-----------------------------------|--------------------------------------|
| 1. Air California                 | 13. Northwest Airlines               |
| 2. Airlift International, Inc.    | 14. Pacific Southwest Airlines       |
| 3. American Airlines              | 15. Pan American World Airways       |
| 4. Braniff International          | 16. Philippine Airlines              |
| 5. Canadian Pacific Airlines      | 17. Qantas Airways, Ltd.             |
| 6. China Air Lines                | 18. S.F.O. Helicopter Airlines, Inc. |
| 7. Continental Airlines           | 19. Stol Air, Inc.                   |
| 8. Delta Air Lines                | 20. Swift Aire Lines, Inc.           |
| 9. The Flying Tiger Lines         | 21. Trans World Airlines, Inc.       |
| 10. Hughes Airwest                | 22. United Air Lines                 |
| 11. Japan Air Lines Company, Ltd. | 23. Western Airlines                 |
| 12. National Airlines, Inc.       |                                      |



15 #6  
7812/72

AIRPORTS COMMISSION  
CITY AND COUNTY OF SAN FRANCISCO  
SAN FRANCISCO INTERNATIONAL AIRPORT

DOCUMENTS

OUT 13 1973

SAN FRANCISCO  
PUBLIC LIBRARY

to: Airports Commission  
from: William J. Dwyer, Director of Airports

subject: Comparative Traffic Report, including Statistics of Commercial, Domestic and International Air Carrier Revenue Flights for the Months of August 1973 and August 1972.

	<u>AUGUST 1973</u>	<u>AUGUST 1972</u>	<u>INCREASE OR (DECREASE)</u>	<u>PER- CENT- AGE</u>
<b>AIRLINE ARRIVALS &amp; DEPARTURES</b>				
A. A. TOWER	28,344	26,767	1,577	5.9
<b>PASSENGERS, IN AND OUT</b>				
Passengers, In	1,768,636	1,637,078	131,558	8.0
Passengers, Out	890,803	812,813	77,990	9.6
Passengers, Out	877,833	824,265	53,568	6.5
<b>PASSENGERS, ON AND OFF</b>				
Passengers, On	1,676,688	1,557,070	119,618	7.7
Passengers, On	831,859	784,261	47,598	6.1
Passengers, Off	844,829	772,809	72,020	9.3
TOTAL MAIL BY AIR	14,461,228	17,925,286	(3,464,058)	(19.3)
<b>AIR MAIL LBS., ON AND OFF</b>				
Air Mail Lbs., On	9,504,822	11,116,910	(1,612,088)	(14.5)
Air Mail Lbs., On	4,855,399	6,248,089	(1,392,690)	(22.3)
Air Mail Lbs., Off	4,649,423	4,868,821	( 219,398)	( 4.5)
<b>FIRST CLASS MAIL, ON AND OFF</b>				
First Class Mail, On	4,956,406	6,808,376	(1,851,970)	(27.2)
First Class Mail, On	2,325,408	3,692,958	(1,367,550)	(37.0)
First Class Mail, Off	2,630,998	3,115,418	( 484,420)	(15.5)
<b>EXPRESS LBS., ON AND OFF</b>				
Express Lbs., On	1,875,937	1,711,150	164,787	9.6
Express Lbs., On	979,077	890,321	88,756	10.0
Express Lbs., Off	896,860	820,829	76,031	9.3
<b>FREIGHT LBS., ON AND OFF</b>				
Freight Lbs., On	70,013,288	60,839,132	9,174,156	15.1
Freight Lbs., On	38,715,445	34,447,869	4,267,576	12.4
Freight Lbs., Off	31,297,843	26,391,263	4,906,580	18.6

COMPILATION INCLUDES STATISTICS FROM THE FOLLOWING FOR AUGUST 1973.

- |                               |     |                                    |
|-------------------------------|-----|------------------------------------|
| Air California                | 13. | Northwest Airlines                 |
| Airlift International, Inc.   | 14. | Pacific Southwest Airlines         |
| American Airlines             | 15. | Pan American World Airways         |
| Braniff International         | 16. | Philippine Airlines                |
| Canadian Pacific Airlines     | 17. | Qantas Airways, Ltd.               |
| China Air Lines               | 18. | S. F. O. Helicopter Airlines, Inc. |
| Continental Airlines          | 19. | Stol Air, Inc.                     |
| Delta Air Lines               | 20. | Swift Aire Lines, Inc.             |
| The Flying Tiger Lines        | 21. | Trans World Airlines, Inc.         |
| Hughes Airwest                | 22. | United Air Lines                   |
| Japan Air Lines Company, Ltd. | 23. | Western Airlines                   |
| National Airlines, Inc.       |     |                                    |



5 #6  
3+9/72

AIRPORTS COMMISSION  
CITY AND COUNTY OF SAN FRANCISCO  
SAN FRANCISCO INTERNATIONAL AIRPORT

2025-1-15  
101 9 303  
SAN FRANCISCO  
PUBLIC LIBRARY

To: Airports Commission

From: William J. Dwyer, Director of Airports

Subject: Comparative Traffic Report, including Statistics of Commercial, Domestic and International Air Carrier Revenue Flights for the Months of September 1973 and September 1972.

	<u>SEPTEMBER 1973</u>	<u>SEPTEMBER 1972</u>	<u>INCREASE OR (DECREASE)</u>	<u>PER- CENT- AGE</u>
AIRLINE ARRIVALS & DEPARTURES				
F. A. A. TOWER	26,204	25,312	892	3.5
PASSENGERS, IN AND OUT				
Passengers, In	1,402,731	1,313,655	89,076	6.8
Passengers, Out	697,903	658,785	39,118	5.9
	704,828	654,870	49,958	7.6
PASSENGERS, ON AND OFF				
Passengers, On	1,318,973	1,247,215	71,758	5.8
Passengers, Off	660,162	621,650	38,512	6.2
	658,811	625,565	33,246	5.3
TOTAL MAIL BY AIR	13,355,800	12,015,833	(4,660,033)	(25.9)
AIR MAIL LBS., ON AND OFF				
Air Mail Lbs., On	8,327,297	10,857,830	(2,530,533)	(23.3)
Air Mail Lbs., Off	4,376,717	6,172,775	(1,796,058)	(29.1)
	3,950,580	4,685,055	( 734,475)	(15.7)
FIRST CLASS MAIL, ON AND OFF				
First Class Mail, On	5,028,503	7,158,003	(2,129,500)	(29.7)
First Class Mail, Off	2,216,501	4,075,638	(1,859,137)	(45.6)
	2,812,002	3,082,365	( 270,363)	( 8.8)
EXPRESS LBS., ON AND OFF				
Express Lbs., On	1,662,999	1,755,979	( 92,980)	( 5.3)
Express Lbs., Off	872,580	975,765	( 103,185)	(10.6)
	790,419	780,214	10,205	1.3
FREIGHT LBS., ON AND OFF				
Freight Lbs., On	66,929,935	56,470,531	10,459,404	18.5
Freight Lbs., Off	35,469,381	31,073,763	4,395,618	14.1
	31,460,554	25,396,768	6,063,786	23.9

COMPILATION INCLUDES STATISTICS FROM THE FOLLOWING FOR SEPTEMBER, 1973

- |  |   |
|--|---|
| <ol style="list-style-type: none"> <li>1. Air California</li> <li>2. Air International, Inc.</li> <li>3. American Airlines</li> <li>4. Braniff International</li> <li>5. Canadian Pacific Airlines</li> <li>6. China Air Lines</li> <li>7. Continental Airlines</li> <li>8. Delta Air Lines</li> <li>9. The Flying Tiger Lines</li> <li>10. Hughes Airwest</li> <li>11. Japan Air Lines, Company, Ltd.</li> <li>12. National Airlines, Inc.</li> </ol> | <ol style="list-style-type: none"> <li>13. Northwest Airlines</li> <li>14. Pacific Southwest Airlines</li> <li>15. Pan American World Airways</li> <li>16. Philippine Airlines</li> <li>17. Qantas Airways, Ltd.</li> <li>18. S.F.O. Helicopter Airlines, Inc.</li> <li>19. Stol Air, Inc.</li> <li>20. Swift Aire Lines, Inc.</li> <li>21. Trans World Airlines, Inc.</li> <li>22. United Air Lines</li> <li>23. Western Airlines</li> </ol> |
|--|---|





5 #6  
73 + 10/72

AIRPORTS COMMISSION  
CITY AND COUNTY OF SAN FRANCISCO  
SAN FRANCISCO INTERNATIONAL AIRPORT

DOCUMENTS

DEC 3 1973

To: Airports Commission

SAN FRANCISCO  
PUBLIC LIBRARY

From: William J. Dwyer, Director of Airports

Subject: Comparative Traffic Report, including Statistics of Commercial, Domestic and International Air Carrier Revenue Flights for the Months of October 1973 and October 1972.

	OCTOBER 1973	OCTOBER 1972	INCREASE OR (DECREASE)	PER- CENT- AGE
AIRLINE ARRIVALS & DEPARTURES				
F. A. A. TOWER	27,464	26,080	1,384	5.3
PASSENGERS, IN AND OUT	1,421,512	1,347,899	73,613	5.5
Passengers, In	719,637	681,938	37,699	5.5
Passengers, Out	701,875	665,961	35,914	5.4
PASSENGERS, ON AND OFF	1,341,284	1,273,687	67,597	5.3
Passengers, On	661,761	630,473	31,288	5.0
Passengers, Off	679,523	643,214	36,309	5.6
TOTAL MAIL BY AIR	16,001,305	17,860,275	(1,858,970)	(10.4)
AIR MAIL LBS., ON AND OFF	10,931,025	10,775,525	155,500	1.4
Air Mail Lbs., On	5,506,181	5,866,263	(360,082)	(6.1)
Air Mail Lbs., Off	5,424,844	4,909,262	515,582	10.5
FIRST CLASS MAIL, ON AND OFF	5,070,280	7,084,750	(2,014,470)	(28.4)
First Class Mail, On	2,515,075	3,569,498	(1,054,423)	(29.5)
First Class Mail, Off	2,555,205	3,515,252	(960,047)	(27.3)
EXPRESS LBS., ON AND OFF	1,822,047	1,449,507	372,540	25.7
Express Lbs., On	932,997	817,307	115,690	14.2
Express Lbs., Off	889,050	632,200	256,850	40.6
FREIGHT LBS., ON AND OFF	70,771,239	56,254,650	14,516,589	25.8
Freight Lbs., On	37,259,133	29,487,580	7,771,553	26.4
Freight Lbs., Off	33,512,106	26,767,070	6,745,036	25.2

COMPILATION INCLUDED STATISTICS FROM THE FOLLOWING FOR OCTOBER 1973.

- |                                   |                                      |
|-----------------------------------|--------------------------------------|
| 1. Air California                 | 13. Northwest Airlines               |
| 2. Airlift International, Inc.    | 14. Pacific Southwest Airlines       |
| 3. American Airlines              | 15. Pan American World Airways       |
| 4. Braniff International          | 16. Philippine Airlines              |
| 5. Canadian Pacific Airlines      | 17. Qantas Airways, Ltd.             |
| 6. China Air Lines                | 18. S.F.O. Helicopter Airlines, Inc. |
| 7. Continental Airlines           | 19. Stol Air, Inc.                   |
| 8. Delta Air Lines                | 20. Swift Aire Lines, Inc.           |
| 9. The Flying Tiger Lines         | 21. Trans World Airlines, Inc.       |
| 10. Hughes Airwest                | 22. United Air Lines                 |
| 11. Japan Air Lines Company, Ltd. | 23. Western Airlines                 |
| 12. National Airlines, Inc.       |                                      |



AIRPORTS COMMISSION  
CITY AND COUNTY OF SAN FRANCISCO  
SAN FRANCISCO INTERNATIONAL AIRPORT

DOCUMENTS

JAN 3 1974

SAN FRANCISCO  
PUBLIC LIBRARY

To: Airports Commission

From: William J. Dwyer, Director of Airports

Subject: Comparative Traffic Report, including Statistics of Commercial, Domestic and International Air Carrier Revenue Flights for the Months of November 1973 and November 1972.

	NOVEMBER		INCREASE OR (DECREASE)	PERCENTAGE
	<u>1973</u>	<u>1972</u>		
<b>AIRLINE ARRIVALS &amp; DEPARTURES</b>				
A.A. Tower	21,697	24,567	(2,870)	(11.7)
<b>PASSENGERS IN AND OUT</b>				
Passengers, In	1,279,987	1,263,254	16,733	1.3
Passengers, Out	644,858	623,585	21,273	3.4
Passengers, In	635,129	639,669	(4,540)	(0.7)
<b>PASSENGERS, ON AND OFF</b>				
Passengers, On	1,211,191	1,183,878	27,313	2.3
Passengers, Off	600,731	599,981	750	0.1
Passengers, On	610,460	583,897	26,563	4.5
ST CLASS & AIR MAIL ON & OFF	16,456,709	20,688,499	(4,231,790)	(20.4)
EXPRESS LBS., ON AND OFF	1,839,099	1,499,349	339,750	22.7
WEIGHT LBS., ON AND OFF	64,484,964	61,048,818	3,436,146	5.6

COMPILATION INCLUDES STATISTICS FROM THE FOLLOWING FOR NOVEMBER, 1973.

- |                                   |                                |
|-----------------------------------|--------------------------------|
| 1. Air California                 | 13. Northwest Airlines         |
| 2. Airlift International, Inc.    | 14. Pacific Southwest Airlines |
| 3. American Airlines              | 15. Pan American World Airways |
| 4. Braniff International          | 16. Philippine Airlines        |
| 5. Canadian Pacific Airlines      | 17. Qantas Airways, Ltd.       |
| 6. China Air Lines                | 18. S.F.O. Helicopter Airlines |
| 7. Continental Airlines           | 19. Stol Air, Inc.             |
| 8. Delta Air Lines                | 20. Swift Aire Lines, Inc.     |
| 9. The Flying Tiger Lines         | 21. Trans World Airlines, Inc. |
| 10. Hughes Air West               | 22. United Air Lines           |
| 11. Japan Air Lines Company, Ltd. | 23. Western Airlines           |
| 12. National Airlines, Inc.       |                                |

- NOTES:
1. Trans World Airlines, Inc. on strike from November 6, 1973 to December 18, 1973.
  2. Pacific Southwest Airlines partially on strike from November 14, 1973 to December 23, 1973.
  3. Flight reductions began November 13, 1973 due to energy crisis.

BC: 12/27/73



5 #6  
13+12/72

AIRPORTS COMMISSION  
CITY AND COUNTY OF SAN FRANCISCO  
SAN FRANCISCO INTERNATIONAL AIRPORT

DOCUMENTS

JAN 30 1974

SAN FRANCISCO  
PUBLIC LIBRARY

To: Airports Commission

From: William J. Dwyer, Director of Airports

Subject: Comparative Traffic Report, including Statistics of Commercial, Domestic and International Air Carrier Revenue Flights for the Months of December 1973 and December 1972.

	DECEMBER		INCREASE OR (DECREASE)	PERCENTAGE
	1973	1972		
ARRIVAL & DEPARTURE				
A. A. TOWER	21, 213	24, 241	(3, 028)	(12.5)
PASSENGERS IN AND OUT				
Passengers, In	1, 294, 776	1, 306, 923	(12, 147)	(0.9)
Passengers, In	645, 159	646, 783	(1, 624)	(0.3)
Passengers, Out	649, 617	660, 140	(10, 523)	(1.6)
PASSENGERS, ON AND OFF				
Passengers, On	1, 222, 530	1, 233, 895	(11, 365)	(0.9)
Passengers, On	613, 494	623, 626	(10, 132)	(1.6)
Passengers, Off	609, 036	610, 269	(1, 233)	(0.2)
TONNAGE CLASS & AIR MAIL ON & OFF	20, 205, 767	23, 436, 480	(3, 230, 713)	(13.8)
PRESS LBS., ON AND OFF	1, 572, 684	1, 587, 299	(14, 615)	(0.9)
EIGHT LBS., ON AND OFF	57, 204, 279	50, 395, 580	6, 808, 699	13.5

COMPILATION INCLUDES STATISTICS FROM THE FOLLOWING FOR DECEMBER 1973.

- |                               |     |                                  |
|-------------------------------|-----|----------------------------------|
| Air California                | 13. | Northwest Airlines               |
| Airlift International, Inc.   | 14. | Pacific Southwest Airlines       |
| American Airlines             | 15. | Pan American World Airways       |
| Braniff International         | 16. | Philippine Airlines              |
| Canadian Pacific Airlines     | 17. | Qantas Airways, Ltd.             |
| China Air Lines               | 18. | S.F.O. Helicopter Airlines, Inc. |
| Continental Airlines          | 19. | Stol Air, Inc.                   |
| Delta Air Lines               | 20. | Swift Aire Lines, Inc.           |
| The Flying Tiger Lines        | 21. | Trans World Airlines, Inc.       |
| Hughes Air West               | 22. | United Air Lines                 |
| Japan Air Lines Company, Ltd. | 23. | Western Airlines                 |
| National Airlines, Inc.       |     |                                  |

- REMARKS:
1. Trans World Airlines, Inc. on strike from November 6, 1973 to December 18, 1973.
  2. Pacific Southwest Airlines partially on strike from November 14, 1973 to December 23, 1973.
  3. Flight reductions began November 13, 1973 due to energy crisis.

Date: 1/22/74



5 #6  
1 + 1/73

AIRPORTS COMMISSION  
CITY AND COUNTY OF SAN FRANCISCO  
SAN FRANCISCO INTERNATIONAL AIRPORT

DOCUMENTS  
MAR 1 1974  
SAN FRANCISCO  
PUBLIC LIBRARY

TO: Airports Commission  
FROM: William J. Dwyer, Director of Airports  
SUBJECT: Comparative Traffic Report, including Statistics of Commercial, Domestic and International Air Carrier Revenue Flights for the Months of January 1974 and January 1973.

	JANUARY		INCREASE OR (DECREASE)	PERCENTAGE
	1974	1973		
AIRLINE ARRIVALS & DEPARTURES				
F.A.A. Tower	22,132	25,228	(3,096)	(12.3)
PASSENGERS, IN AND OUT	1,292,416	1,195,504	96,912	8.1
Passengers, In	657,547	604,956	52,591	8.7
Passengers, Out	634,869	590,548	44,321	7.5
PASSENGERS, ON AND OFF	1,205,694	1,117,848	87,846	7.9
Passengers, On	588,844	551,720	37,124	6.7
Passengers, Off	616,850	566,128	50,722	8.9
TOTAL MAIL BY AIR	14,235,562	16,356,689	(2,121,127)	(13.0)
EXPRESS LBS., ON AND OFF	1,342,481	1,384,724	(42,243)	(3.1)
FREIGHT LBS., ON AND OFF	52,204,207	47,923,011	4,281,196	8.9

COMPILATION INCLUDES STATISTICS FROM THE FOLLOWING FOR JANUARY 1974

- |                                   |                                      |
|-----------------------------------|--------------------------------------|
| 1. Air California                 | 13. Northwest Airlines               |
| 2. Airlift International, Inc.    | 14. Pacific Southwest Airlines       |
| 3. American Airlines              | 15. Pan American World Airways       |
| 4. Braniff International          | 16. Philippine Airlines              |
| 5. Canadian Pacific Airlines      | 17. Qantas Airways, Ltd.             |
| 6. China Air Lines                | 18. S.F.O. Helicopter Airlines, Inc. |
| 7. Continental Airlines           | 19. Stol Air, Inc.                   |
| 8. Delta Air Lines                | 20. Swift Aire Lines, Inc.           |
| 9. The Flying Tiger Lines         | 21. Trans World Airlines, Inc.       |
| 10. Hughes Air West               | 22. United Air Lines                 |
| 11. Japan Air Lines Company, Ltd. | 23. Western Airlines                 |
| 12. National Airlines, Inc.       |                                      |

GBC:msc 2/27/74





APR 25 1974

SAN FRANCISCO  
PUBLIC LIBRARY

AIRPORTS COMMISSION  
CITY AND COUNTY OF SAN FRANCISCO  
SAN FRANCISCO INTERNATIONAL AIRPORT

TO: Airports Commission

FROM: William J. Dwyer, Director of Airports

SUBJECT: Comparative Traffic Report, including Statistics of Commercial, Domestic and International Air Carrier Revenue Flights for the Months of March 1974 and March 1973.

	MARCH		INCREASE OR (DECREASE)	PERCENTAGE
	1974	1973		
AIRLINE ARRIVALS & DEPARTURES				
F.A.A. Tower	23,526	25,980	(2,454)	(9.4%)
PASSENGERS, IN AND OUT				
Passengers, In	1,411,986	1,295,224	116,762	9.0
Passengers, Out	712,549	643,309	69,240	10.8
PASSENGERS, ON AND OFF				
Passengers, On	699,437	651,915	47,522	7.3
Passengers, Off	1,291,546	1,186,316	105,230	8.9
Passengers, On	639,217	597,461	41,756	7.0
Passengers, Off	652,329	588,855	63,474	10.8
TOTAL MAIL BY AIR	15,265,548	16,913,542	(1,647,994)	(9.7)
EXPRESS LBS., ON AND OFF	1,285,237	1,654,511	(369,274)	(22.3)
FREIGHT LBS., ON AND OFF	60,386,150	56,218,888	4,167,262	7.4

COMPILATION INCLUDES STATISTICS FROM THE FOLLOWING FOR MARCH, 1974

- |                                   |                                 |
|-----------------------------------|---------------------------------|
| 1. Air California                 | 13. Northwest Airlines          |
| 2. Airlift International, Inc.    | 14. Pacific Southwest Airlines  |
| 3. American Airlines              | 15. Pan American World Airways  |
| 4. Braniff International          | 16. Philippine Airlines         |
| 5. Canadian Pacific Airlines      | 17. Qantas Airways, Ltd.        |
| 6. China Air Lines                | 18. S.F.O. Helicopter Airlines, |
| 7. Continental Airlines           | 19. Stol Air, Inc.              |
| 8. Delta Air Lines                | 20. Swift Aire Lines, Inc.      |
| 9. The Flying Tiger Lines         | 21. Trans World Airlines, Inc.  |
| 10. Hughes Air West               | 22. United Air Lines            |
| 11. Japan Air Lines Company, Ltd. | 23. Western Airlines            |
| 12. National Airlines, Inc.       |                                 |



AIRPORTS COMMISSION  
CITY AND COUNTY OF SAN FRANCISCO  
SAN FRANCISCO INTERNATIONAL AIRPORT

DOCUMENTS

JUN 3 1974

SAN FRANCISCO  
PUBLIC LIBRARY

TO: Airports Commission

FROM: William J. Dwyer, Director of Airports

SUBJECT: Comparative Traffic Report, including Statistics of Commercial, Domestic and International Air Carrier Revenue Flights for the Months of April 1974 and April 1973.

	<u>APRIL</u>		INCREASE OR (DECREASE)	<u>PERCENTAGE</u>
	<u>1974</u>	<u>1973</u>		
AIRLINE ARRIVALS & DEPARTURES				
F.A.A. Tower	22,951	25,341	(2,390)	(9.4)
PASSENGERS, IN AND OUT				
Passengers, In	1,394,007	1,318,205	75,802	5.8
Passengers, In	697,849	658,022	39,827	6.1
Passengers, Out	696,158	660,183	35,975	5.4
PASSENGERS, ON AND OFF				
Passengers, On	1,299,181	1,217,779	81,402	6.7
Passengers, On	648,745	607,994	40,751	6.7
Passengers, Off	650,436	609,785	40,651	6.7
TOTAL MAIL BY AIR	14,316,803	14,822,405	(505,602)	(3.4)
EXPRESS LBS., ON AND OFF	1,232,852	1,428,314	(195,462)	(13.7)
FREIGHT LBS., ON AND OFF	59,341,919	52,513,751	6,828,168	13.0

COMPILATION INCLUDES STATISTICS FROM THE FOLLOWING FOR APRIL 1974

- |                                   |                                 |
|-----------------------------------|---------------------------------|
| 1. Air California                 | 13. Northwest Airlines          |
| 2. Airlift International, Inc.    | 14. Pacific Southwest Airlines  |
| 3. American Airlines              | 15. Pan American World Airways  |
| 4. Braniff International          | 16. Philippine Airlines         |
| 5. Canadian Pacific Airlines      | 17. Qantas Airways, Ltd.        |
| 6. China Air Lines                | 18. S.F.O. Helicopter Airlines, |
| 7. Continental Airlines           | 19. Stol Air, Inc.              |
| 8. Delta Air Lines                | 20. Swift Aire Lines, Inc.      |
| 9. The Flying Tiger Lines         | 21. Trans World Airlines, Inc.  |
| 10. Hughes Air West               | 22. United Air Lines            |
| 11. Japan Air Lines Company, Ltd. | 23. Western Airlines            |
| 12. National Airlines, Inc.       |                                 |



JUN 28 1974

SAN FRANCISCO  
PUBLIC LIBRARY

AIRPORTS COMMISSION  
CITY AND COUNTY OF SAN FRANCISCO  
SAN FRANCISCO INTERNATIONAL AIRPORT

TO: Airports Commission

FROM: William J. Dwyer, Director of Airports

SUBJECT: Comparative Traffic Report, including Statistics of Commercial, Domestic and International Air Carrier Revenue Flights for the Months of May 1974 and May 1973.

	<u>MAY</u>		INCREASE OR (DECREASE)	<u>PERCENTAGE</u>
	<u>1974</u>	<u>1973</u>		
AIRLINE ARRIVALS & DEPARTURES E.A.A. Tower	24,398	26,682	(2,284)	(8.6)
PASSENGERS, IN AND OUT	1,411,533	1,342,419	69,114	5.1
Passengers, In	708,620	669,217	39,403	5.9
Passengers, Out	702,913	673,202	29,711	4.4
PASSENGERS, ON AND OFF	1,331,095	1,264,262	66,833	5.3
Passengers, On	662,694	633,483	29,211	4.6
Passengers, Off	668,401	630,779	37,622	6.0
TOTAL MAIL BY AIR	15,357,823	14,785,296	572,527	3.9
EXPRESS LBS., ON AND OFF	1,206,115	1,418,565	(212,450)	(15.0)
FREIGHT LBS., ON AND OFF	69,274,042	65,294,001	3,980,041	6.1

COMPILATION INCLUDES STATISTICS FROM THE FOLLOWING FOR MAY 1974

Air California	13. Northwest Airlines
Airlift International, Inc.	14. Pacific Southwest Airlines
American Airlines	15. Pan American World Airways
Braniff International	16. Philippine Airlines
Canadian Pacific Airlines	17. Qantas Airways, Ltd.
China Air Lines	18. S.F.O. Helicopter Airlines, Inc.
Continental Airlines	19. Stol Air, Inc.
Delta Air Lines	20. Swift Aire Lines, Inc.
The Flying Tiger Lines	21. Trans World Airlines, Inc.
Hughes Air West	22. United Air Lines
Japan Air Lines Company, Ltd.	23. Western Airlines
National Airlines, Inc.	



74+6/73

AIRPORTS COMMISSION  
CITY AND COUNTY OF SAN FRANCISCO  
SAN FRANCISCO INTERNATIONAL AIRPORT

DOCUMENTS

JUL 2

SAN FRANCISCO  
PUBLIC LIBRARY

TO: Airports Commission  
FROM: William J. Dwyer, Director of Airports  
SUBJECT: Comparative Traffic Report, including Statistics of Commercial, Domestic and International Air Carrier Revenue Flights for the Months of June 1974 and June 1973.

	<u>JUNE</u>		INCREASE OR <u>(DECREASE)</u>	<u>PERCENTAGE</u>
	<u>1974</u>	<u>1973</u>		
AIRLINE ARRIVALS & DEPARTURES				
F.A.A. Tower	24,556	26,903	(2,347)	( 8.7%)
PASSENGERS, IN AND OUT				
Passengers, In	1,625,327	1,557,920	67,407	4.3
Passengers, In	816,580	776,626	39,954	5.1
Passengers, Out	808,747	781,294	27,453	3.5
PASSENGERS, ON AND OFF				
Passengers, On	1,533,247	1,472,764	60,483	4.1
Passengers, On	762,707	738,716	23,991	3.3
Passengers, Off	770,540	734,048	36,492	5.0
TOTAL MAIL BY AIR	14,386,550	14,783,394	(396,844)	( 2.7)
EXPRESS LBS., ON AND OFF	1,149,071	1,676,113	(527,042)	(31.4)
FREIGHT LBS., ON AND OFF	64,903,227	67,676,499	(2,773,277)	( 4.1)

COMPILATION INCLUDES STATISTICS FROM THE FOLLOWING FOR JUNE 1974 and 1973.

- |                                  |                                 |
|----------------------------------|---------------------------------|
| 1. Air California                | 13. Northwest Airlines          |
| 2. Airlift International, Inc.   | 14. Pacific Southwest Airlines  |
| 3. American Airlines             | 15. Pan American World Airways  |
| 4. Braniff International         | 16. Philippine Airlines         |
| 5. Canadian Pacific Airlines     | 17. Qantas Airways, Ltd.        |
| 6. China Air Lines               | 18. S.F.O. Helicopter Airlines, |
| 7. Continental Airlines          | 19. Stol Air, Inc.              |
| 8. Delta Air Lines               | 20. Swift Aire Lines, Inc.      |
| 9. The Flying Tiger Lines        | 21. Trans World Airlines, Inc.  |
| 0. Hughes Air West               | 22. United Air Lines            |
| 1. Japan Air Lines Company, Ltd. | 23. Western Airlines            |
| 2. National Airlines, Inc.       |                                 |





30 #2  
+ 7/73

DOCUMENTS

AIRPORTS COMMISSION  
CITY AND COUNTY OF SAN FRANCISCO  
SAN FRANCISCO INTERNATIONAL AIRPORT

SEP 1 1974

SAN FRANCISCO  
PUBLIC LIBRARY

TO: Airports Commission  
FROM: William J. Dwyer, Director of Airports  
SUBJECT: Comparative Traffic Report, including Statistics of Commercial, Domestic and International Air Carrier Revenue Flights for the Months of July 1974 and July 1973.

	July		INCREASE OR (DECREASE)	PERCENTAGE
	1974	1973		
AIRLINE ARRIVALS & DEPARTURES				
S.F.A.A. Tower	25,872	27,759	(1,887)	(6.8)
PASSENGERS, IN AND OUT	1,661,636	1,598,485	63,151	4.0
Passengers, In	839,817	810,112	29,705	3.7
Passengers, Out	821,819	788,373	33,446	4.2
PASSENGERS, ON AND OFF	1,546,564	1,514,049	32,515	2.1
Passengers, On	764,283	746,155	18,128	2.4
Passengers, Off	782,281	767,894	14,387	1.9
TOTAL MAIL BY AIR	14,512,551	14,204,031	308,520	2.2
EXPRESS LBS., ON AND OFF	1,015,560	1,772,149	(756,589)	(42.7)
FREIGHT LBS., ON AND OFF	61,930,256	63,733,654	(1,803,398)	(2.8)

COMPILATION INCLUDES STATISTICS FROM THE FOLLOWING FOR JULY 1974

- 1. Air California
- 2. Airlift International, Inc.
- 3. American Airlines
- 4. Braniff International
- 5. Canadian Pacific Airlines
- 6. China Air Lines
- 7. Continental Airlines
- 8. Delta Air Lines
- 9. The Flying Tiger Lines
- 10. Hughes Air West
- 11. Japan Air Lines Company, Ltd.
- 12. National Airlines, Inc.
- 13. Northwest Airlines
- 14. Pacific Southwest Airlines
- 15. Pan American World Airways
- 16. Philippine Airlines
- 17. Qantas Airways, Ltd.
- 18. S.F.O. Helicopter Airlines, Inc.
- 19. Stol Air, Inc.
- 20. Swift Aire Lines, Inc.
- 21. Trans World Airlines, Inc.
- 22. United Airlines
- 23. Western Airlines



AIRPORTS COMMISSION  
CITY AND COUNTY OF SAN FRANCISCO  
SAN FRANCISCO INTERNATIONAL AIRPORT

DOCUMENTS

OCT 25 1974

SAN FRANCISCO  
PUBLIC LIBRARY

TO: Airports Commission

FROM: William J. Dwyer, Director of Airports


SUBJECT: Comparative Traffic Report, including Statistics of Commercial, Domestic and International Air Carrier Revenue Flights for the Months of September 1974 and September 1973.

	SEPTEMBER		INCREASE (DECREASE)	PERCENTAGE
	1974	1973		
AIRLINE ARRIVALS & DEPARTURES				
F.A.A. Tower	23,939	26,204	(2,265)	(8.6)
PASSENGERS, IN AND OUT				
Passengers, In	1,428,737	1,402,731	26,006	1.8
Passengers, Out	722,800	697,903	24,897	3.6
	705,937	704,828	1,109	0.2
PASSENGERS, ON AND OFF				
Passengers, On	1,324,835	1,318,973	5,862	0.4
Passengers, Off	653,986	660,162	(6,176)	(0.9)
	670,849	658,811	12,038	1.8
TOTAL MAIL BY AIR	13,788,143	13,355,800	432,343	3.2
EXPRESS LBS., ON AND OFF	1,031,048	1,662,999	(631,951)	(38.0)
FREIGHT LBS., ON AND OFF	58,273,244	66,929,935	(8,656,691)	(12.9)

COMPILATION INCLUDES STATISTICS FROM THE FOLLOWING FOR SEPTEMBER 1974.

- |                               |                                      |
|-------------------------------|--------------------------------------|
| 1. Air California             | 13. Northwest Airlines               |
| 2. Air International, Inc.    | 14. Pacific Southwest Airlines       |
| 3. American Airlines          | 15. Pan American World Airways       |
| 4. Braniff International      | 16. Philippine Airlines              |
| 5. Canadian Pacific Airlines  | 17. Qantas Airways, Ltd.             |
| 6. China Air Lines            | 18. S.F.O. Helicopter Airlines, Inc. |
| 7. Continental Airlines       | 19. Stol Air, Inc.                   |
| 8. Delta Air Lines            | 20. Swift Aire Lines, Inc.           |
| 9. The Flying Tiger Lines     | 21. Trans World Airlines, Inc.       |
| 10. Hughes Airwest            | 22. United Airlines                  |
| 11. Japan Air Lines Co., Ltd. | 23. Western Airlines                 |
| 12. National Airlines, Inc.*  |                                      |

Labor dispute during the whole month.



AIRPORTS COMMISSION  
CITY AND COUNTY OF SAN FRANCISCO  
SAN FRANCISCO INTERNATIONAL AIRPORT

TO: Airports Commission

FROM: William J. Dwyer, Director of Airports

SUBJECT: Comparative Traffic Report, including Statistics of Commercial, Domestic and International Air Carrier Revenue Flights for the Months of October 1974 and October 1973.

	<u>OCTOBER</u>		<u>INCREASE (DECREASE)</u>	<u>PERCENTAGE</u>
	<u>1974</u>	<u>1973</u>		
AIRLINE ARRIVALS & DEPARTURES				
F.A.A. Tower	24,677	27,464	(2,787)	(10.2)
PASSENGERS, IN AND OUT				
Passengers, In	1,428,257	1,421,512	6,745	0.5
Passengers, Out	722,261	719,637	2,624	0.4
	705,996	701,875	4,121	0.6
PASSENGERS, ON AND OFF				
Passengers, On	1,334,841	1,341,284	(6,443)	( 0.5)
Passengers, Off	659,288	661,761	(2,473)	( 0.4)
	675,553	679,523	(3,970)	( 0.6)
TOTAL MAIL BY AIR	15,308,062	16,001,305	(693,243)	( 4.3)
EXPRESS LBS., ON AND OFF	1,627,437	1,822,047	(194,610)	(10.7)
FREIGHT LBS., ON AND OFF	61,247,052	70,771,239	(9,524,187)	(13.5)

COMPILATION INCLUDES STATISTICS FROM THE FOLLOWING FOR OCTOBER 1974.

- |                               |                                      |
|-------------------------------|--------------------------------------|
| 1. Air California             | 13. Northwest Airlines               |
| 2. Air International, Inc.    | 14. Pacific Southwest Airlines       |
| 3. American Airlines          | 15. Pan American World Airways       |
| 4. Braniff International      | 16. Philippine Airlines              |
| 5. Canadian Pacific Airlines  | 17. Qantas Airways, Ltd.             |
| 6. China Air Lines            | 18. S.F.O. Helicopter Airlines, Inc. |
| 7. Continental Airlines       | 19. Stol Air, Inc.                   |
| 8. Delta Air Lines            | 20. Swift Aire Lines, Inc.           |
| 9. The Flying Tiger Lines     | 21. Trans World Airlines, Inc.       |
| 10. Hughes Airwest            | 22. United Airlines                  |
| 11. Japan Air Lines Co., Ltd. | 23. Western Airlines                 |
| 12. National Airlines, Inc.*  |                                      |

\*Labor dispute during the whole month.



JAN 2 1975

SAN FRANCISCO  
PUBLIC LIBRARY

~~AIRPORTS COMMISSION~~  
CITY AND COUNTY OF ~~SAN FRANCISCO~~  
SAN FRANCISCO INTERNATIONAL AIRPORT

TO: Airports Commission

FROM: William J. Dwyer, Director of Airports

SUBJECT: Comparative Traffic Report, including Statistics of Commercial, Domestic and International Air Carrier Revenue Flights for the Months of November 1974 and November 1973.

	NOVEMBER		INCREASE (DECREASE)	PERCENTAGE
	1974	1973		
AIRLINE ARRIVALS & DEPARTURES				
A.A. Tower	23,422	21,697	1,725	8.0
PASSENGERS, IN AND OUT				
Passengers, In	1,292,299	1,279,987	12,312	1.0
Passengers, Out	650,434	644,858	5,576	0.9
	641,865	635,129	6,736	1.1
PASSENGERS, ON AND OFF				
Passengers, On	1,189,497	1,211,191	(21,694)	(1.8)
Passengers, Off	590,464	600,731	(10,267)	(1.7)
	599,033	610,460	(11,431)	(1.9)
TOTAL MAIL BY AIR	16,474,657	16,456,709	17,948	0.1
EXPRESS LBS., ON AND OFF	876,683	1,839,099	(966,416)	(52.5)
WEIGHT LBS., ON AND OFF	57,354,347	64,484,964	(7,130,617)	(11.1)

COMPILATION INCLUDES STATISTICS FROM THE FOLLOWING FOR NOVEMBER 1974.

1. Air California	13. Northwest Airlines
2. Airlift International, Inc.	14. Pacific Southwest Airlines
3. American Airlines	15. Pan American World Airways
4. Braniff International	16. Philippine Airlines
5. Canadian Pacific Airlines	17. Qantas Airways, Ltd.
6. China Air Lines	18. S.F.O. Helicopter Airlines, Inc.
7. Continental Airlines	19. Stol Air, Inc.
8. Delta Air Lines	20. Swift Aire Lines, Inc.
9. The Flying Tiger Lines	21. Trans World Airlines, Inc.
10. Hughes Air West	22. United Airlines
11. Japan Air Lines Co., Ltd.	23. Western Airlines
12. National Airlines, Inc.	





AIRPORTS COMMISSION  
CITY AND COUNTY OF SAN FRANCISCO  
SAN FRANCISCO INTERNATIONAL AIRPORT

DOCUMENTS

FEB 4 1975

SAN FRANCISCO  
PUBLIC LIBRARY

TO: Airports Commission

FROM: William J. Dwyer, Director of Airports

SUBJECT: Comparative Traffic Report, including Statistics of Commercial, Domestic and International Air Carrier Revenue Flights for the Months of December 1974 and December 1973.

	DECEMBER		INCREASE (DECREASE)	PERCENTAGE
	<u>1974</u>	<u>1973</u>		
ARRIVAL ARRIVALS & DEPARTURES				
A.A. Tower	24,045	21,213	2,832	13.4
PASSENGERS, IN AND OUT				
Passengers, In	1,414,165	1,294,776	119,389	9.2
Passengers, Out	709,281	645,159	64,122	9.9
	704,884	649,617	55,267	8.5
PASSENGERS, ON AND OFF				
Passengers, On	1,300,845	1,227,530	78,315	6.4
Passengers, Off	648,224	613,494	34,730	5.7
	652,621	609,306	43,585	7.2
TOTAL MAIL BY AIR	20,516,705	20,205,767	310,938	1.5
WEIGHT LBS., ON AND OFF	48,613,991	57,204,279	(8,590,288)	(15.0)

COMPILATION INCLUDES STATISTICS FROM THE FOLLOWING FOR DECEMBER 1974.

Air California	14. National Airlines, Inc.
Air Canada	15. Northwest Airlines
Air Charter West	16. Pacific Southwest Airlines
Airlift International, Inc.	17. Pan American World Airways
American Airlines	18. Philippine Airlines
Braniff International	19. Qantas Airways, Ltd.
Canadian Pacific Airlines	20. S.F.O. Helicopter Airlines, Inc.
China Air Lines	21. Stol Air, Inc.
Continental Airlines	22. Swift Aire Lines, Inc.
Delta Air Lines	23. Trans World Airlines, Inc.
The Flying Tiger Lines	24. United Airlines
Hughes Airwest	25. Western Airlines
Japan Air Lines Co., Ltd.	



AIRPORTS COMMISSION  
CITY AND COUNTY OF SAN FRANCISCO  
SAN FRANCISCO INTERNATIONAL AIRPORT

DOCUMENTS

MAR 12 1975

SAN FRANCISCO  
PUBLIC LIBRARY

TO: Airports Commission

FROM: William J. Dwyer, Director of Airports

SUBJECT: Comparative Traffic Report, including Statistics of Commercial, Domestic and International Air Carrier Revenue Flights for the Months of January, 1975 and January, 1974.

	<u>JANUARY</u>		<u>INCREASE (DECREASE)</u>	<u>PERCENTAGE</u>
	<u>1975</u>	<u>1974</u>		
AIRLINE ARRIVALS & DEPARTURES				
F.A.A. Tower	26,386	25,163	1,223	4.9
PASSENGERS, IN AND OUT				
Passengers, In	1,273,190	1,292,416	(19,226)	( 1.5)
Passengers, Out	647,719	657,747	(9,828)	( 1.5)
Passengers, In	625,471	634,869	(9,398)	( 1.5)
PASSENGERS, ON AND OFF				
Passengers, On	1,169,304	1,205,694	(36,390)	( 3.0)
Passengers, Off	573,528	591,508	(17,980)	( 3.0)
Passengers, Off	595,776	614,126	(18,410)	( 3.0)
TOTAL MAIL BY AIR	14,770,523	14,235,562	534,961	3.8
FREIGHT LBS., ON AND OFF	45,331,039	54,282,688	(8,951,649)	(16.5)

COMPILATION INCLUDES STATISTICS FROM THE FOLLOWING FOR JANUARY, 1975:

- |                                |                                      |
|--------------------------------|--------------------------------------|
| 1. Air California              | 14. National Airlines, Inc.          |
| 2. Air Canada                  | 15. Northwest Airlines               |
| 3. Air Charter West            | 16. Pacific Southwest Airlines       |
| 4. Airlift International, Inc. | 17. Pan American World Airways       |
| 5. American Airlines           | 18. Philippine Airlines              |
| 6. Braniff International       | 19. Qantas Airways, Ltd.             |
| 7. Canadian Pacific Airlines   | 20. S.F.O. Helicopter Airlines, Inc. |
| 8. China Air Lines             | 21. Stol Air, Inc.                   |
| 9. Continental Airlines        | 22. Swift Aire Lines, Inc.           |
| 10. Delta Air Lines            | 23. Trans World Airlines, Inc.       |
| 11. The Flying Tiger Lines     | 24. United Airlines                  |
| 12. Hughes Airwest             | 25. Western Airlines                 |
| 13. Japan Air Lines Co., Ltd.  |                                      |



6,786,216, 7% 1.77% (5,615,559)

AIRPORTS COMMISSION

SAN FRANCISCO INTERNATIONAL AIRPORT

COMPARATIVE TRAFFIC REPORT

MONTH ENDED FEBRUARY 28, 1975

Airline Trips, Arrivals and Departures, Mail and Freight

*W Hanson*  
*Rec'd 2/14/75*  
*OK*

DOCUMENTS  
MAY 1 1975  
SAN FRANCISCO PUBLIC LIBRARY

	FEBRUARY 1975	1974	INCREASE OR (DECREASE)	PERCENTAGE
AIRLINE ARRIVALS & DEPARTURES: P.A.A. TOWER	21,310	20,695	615	3.0
PASSENGERS, IN AND OUT	1,127,813	1,207,705	(80,092)	(6.6)
Passengers, In	574,588	611,464	(37,276)	(6.1)
Passengers, Out	553,125	596,941	(42,816)	(7.2)
PASSENGERS, ON AND OFF	1,030,377	1,123,237	(92,860)	(8.3)
Passengers, On	504,407	552,607	(49,200)	(8.9)
Passengers, Off	525,970	570,630	(43,660)	(7.7)
TOTAL MAIL BY AIR	13,133,989	12,832,396	301,593	2.4
AIR MAIL LBS., ON AND OFF				
Air Mail Lbs., On				
Air Mail Lbs., Off				
FIRST CLASS MAIL, ON AND OFF				
First Class Mail, On				
First Class Mail, Off				
EXPRESS LBS., ON AND OFF				
Express Lbs., On				
Express Lbs., Off				
FREIGHT LBS., ON AND OFF	44,314,537	52,226,401	(7,571,864)	(14.2)

COMPILATION INCLUDES STATISTICS FROM THE FOLLOWING FOR Jan 1974 - Feb 75

- |        |                                |          |                                      |
|--------|--------------------------------|----------|--------------------------------------|
| * 144  | 1. Air California              |          | 14. National Airlines, Inc.          |
|        | 2. Air Canada                  |          | 15. Northwest Airlines               |
|        | 3. Air Charter West            |          | 16. Pacific Southwest Airlines       |
|        | 4. Airlift International, Inc. | * 14,791 | 17. Pan American World Airways       |
|        | 5. American Airlines           | * 1804   | 18. Philippine Airlines              |
| * 435  | 6. Braniff International       | * 3947   | 19. Qantas Airways, Ltd.             |
| * 4642 | 7. Canadian Pacific Airlines   |          | 20. S.F.O. Helicopter Airlines, Inc. |
| * 868  | 8. China Air Lines             |          | 21. Stol Air, Inc.                   |
|        | 9. Continental Airlines        |          | 22. Swift Air Lines, Inc.            |
| * 270  | 10. Delta Air Lines            |          | 23. Trans World Airlines, Inc.       |
|        | 11. The Flying Tiger Lines     |          | 24. United Airlines                  |
|        | 12. Hughes Airwest             |          | 25. Western Airlines                 |
| * 2456 | 13. Japan Air Lines Co., Ltd.  | * 3056   |                                      |

*revised 3-26-75*

*DA 3-20-75*

\*Enplaned International passengers plus those in transit.

Total passengers INS & OUTS for 12 months ended February 28, 1975: 17,311,326



SAN FRANCISCO INTERNATIONAL AIRPORT

COMPARATIVE TRAFFIC REPORT

MONTH ENDED MARCH 31, 1975

Airline Trips, Arrivals and Departures, Mail and Freight

DOCUMENTS

0071 1975

SAN FRANCISCO PUBLIC LIBRARY

MARCH  
 1975 1974 INCREASE OR DECREASE PERCENTAGE

	1975	1974	INCREASE OR DECREASE	PERCENTAGE
AIRLINE ARRIVALS & DEPARTURES F.A.A. TOWER	23,691	23,526	165	0.7
PASSENGERS, IN AND OUT	1,384,380	1,411,986	(27,606)	(2.0)
Passengers, In	697,117	712,549	(15,432)	(2.2)
Passengers, Out	687,263	699,437	(12,174)	(1.7)
PASSENGERS, ON AND OFF	1,267,132	1,291,546	(24,414)	(1.9)
Passengers, On	628,639	639,217	(10,578)	(1.7)
Passengers, Off	638,493	652,329	(13,836)	(2.1)
TOTAL MAIL BY AIR	15,407,813	15,265,548	142,265	0.9
AIR MAIL LBS., ON AND OFF				
Air Mail Lbs., On				
Air Mail Lbs., Off				
FIRST CLASS MAIL, ON AND OFF				
First Class Mail, On				
First Class Mail, Off				
EXPRESS LBS., ON AND OFF				
Express Lbs., On				
Express Lbs., Off				
FREIGHT LBS., ON AND OFF	52,168,300	61,671,387	(9,503,087)	(15.4)

COMPILATION INCLUDES STATISTICS FROM THE FOLLOWING FOR March 1975

- |                                      |   |
|--------------------------------------|---|
| 1. Air California                    | 14. National Airlines, Inc.             |
| * 20912. Air Canada                  | 15. Northwest Airlines                  |
| 3. Air Charter West                  | 16. Pacific Southwest Airlines          |
| 4. Airlift International, Inc.       | * 19,648 17. Pan American World Airways |
| 5. American Airlines                 | * 2300 18. Philippine Airlines          |
| * 596 6. Braniff International       | * 2946 19. Qantas Airways, Ltd.         |
| * 6310 7. Canadian Pacific Airlines  | 20. S.F.O. Helicopter Airlines, Inc.    |
| * 832 8. China Air Lines             | 21. Seaboard World Airlines             |
| 9. Continental Airlines              | 22. Stol Air, Inc.                      |
| * 376 10. Delta Air Lines            | 23. Swift Aire Lines, Inc.              |
| 11. The Flying Tiger Lines           | 24. Trans World Airlines, Inc.          |
| 12. Hughes Airwest                   | 25. United Airlines                     |
| * 4394 13. Japan Air Lines Co., Ltd. | * 4203 26. Western Airlines             |

\*Enplaned international passengers plus those in transit.

Total passengers IN & OUT for 12 months ended March 31, 1975: 17283,720

DUBOIS





67,783,660x SF

VLD 8

AIRPORTS COMMISSION 80,300 (17,517,211)

DOCUMENTS

SAN FRANCISCO INTERNATIONAL AIRPORT

COMPARATIVE TRAFFIC REPORT

0711 1975

MONTH ENDED APRIL 30, 1975

SAN FRANCISCO PUBLIC LIBRARY

Airline Trips, Arrivals and Departures, Mail and Freight

	APRIL		INCREASE OR (DECREASE)	PERCENTAGE
	1975	1974		
AIRLINE ARRIVALS & DEPARTURES P.A.A. TOWER	22,739	22,951	(212)	(.9)
PASSENGERS, IN AND OUT	1,285,897	1,394,007	(108,110)	(7.8)
Passengers, In	644,673	697,849	(53,176)	(7.6)
Passengers, Out	641,224	696,158	(54,934)	(7.9)
PASSENGERS, ON AND OFF	1,188,337	1,299,181	(110,844)	(8.5)
Passengers, On	592,444	648,745	(56,301)	(8.7)
Passengers, Off	595,893	650,436	(54,543)	(8.4)
TOTAL MAIL BY AIR	14,925,149	14,316,803	608,346	4.2
AIR MAIL LBS., ON AND OFF				
Air Mail Lbs., On				
Air Mail Lbs., Off				
FIRST CLASS MAIL, ON AND OFF				
First Class Mail, On				
First Class Mail, Off				
EXPRESS LBS., ON AND OFF				
Express Lbs., On				
Express Lbs., Off				
FREIGHT LBS., ON AND OFF	47,887,304	60,574,771	(12,687,467)	(20.9)

COMPILATION INCLUDES STATISTICS FROM THE FOLLOWING FOR APRIL 1975

- 1. Air California
- \* 1926 2. Air Canada
- 3. Air Charter West
- 4. Airlift International, Inc. \* 19,551
- 5. American Airlines \* 2,145
- \* 249 6. Braniff International \* 2,545
- \* 7122 7. Canadian Pacific Airlines
- \* 888 8. China Air Lines
- 9. Continental Airlines
- \* 551 10. Delta Air Lines
- 11. The Flying Tiger Lines
- 12. Hughes Airwest \* 3,586
- \* 3,774 13. Japan Air Lines Co., Ltd.
- 14. National Airlines, Inc.
- 15. Northwest Airlines
- 16. Pacific Northwest Airlines
- 17. Pan American World Airways
- 18. Philippine Airlines
- 19. Qantas Airways, Ltd.
- 20. S.F.C. Helicopter Airlines, Inc.
- 21. Seaboard World Airlines 22. Stol Air, Inc.
- 23. Swift Aire Lines, Inc.
- 24. Trans World Airlines, Inc.
- 25. United Airlines
- 26. Western Airlines

\*Enplaned International passengers plus those in transit

Total passengers IN & OUT for 12 months ended April 30, 1975: 17,175,610

MC 5-20-75



SF  
 45  
 6  
 175

AIRPORTS COMMISSION  
 CITY AND COUNTY OF SAN FRANCISCO  
SAN FRANCISCO INTERNATIONAL AIRPORT

DOCUMENTS

JUN 2 1975

SAN FRANCISCO  
PUBLIC LIBRARY

TO: Airports Commission

FROM: William J. Dwyer, Director of Airports

SUBJECT: Comparative Traffic Report, including Statistics of Commercial, Domestic and International Air Carrier Revenue Flights for the Months of May 1975 and May 1974.

	MAY		INCREASE (DECREASE)	PERCENTAGE
	1975	1974		
AIRLINE ARRIVALS & DEPARTURES				
A.A. Tower	24,075	24,398	(323)	(1.3)
PASSENGERS, IN AND OUT				
Passengers, In	1,415,454	1,411,533	3,921	.3
Passengers, In	710,626	708,620	2,006	.3
Passengers, Out	704,828	702,913	1,915	.3
PASSENGERS, ON AND OFF				
Passengers, On	1,331,094	1,331,095	(1)	---
Passengers, On	662,648	662,694	(46)	---
Passengers, Off	668,446	668,401	45	---
TOTAL MAIL BY AIR	15,024,835	15,357,823	(332,988)	(2.2)
FREIGHT LBS., ON AND OFF	55,084,248	70,480,157	(15,395,909)	(21.8)

COMPILATION INCLUDES STATISTICS FROM THE FOLLOWING FOR MAY 1975:

- |   |  |
|---|--|
| <ul style="list-style-type: none"> <li>Air California</li> <li>Air Canada</li> <li>Air Charter West</li> <li>Airlift International, Inc.</li> <li>American Airlines</li> <li>Braniff International</li> <li>Canadian Pacific Airlines</li> <li>China Air Lines</li> <li>Continental Airlines</li> <li>Delta Air Lines</li> <li>The Flying Tiger Lines</li> <li>Hughes Airwest</li> <li>Japan Air Lines Co., Ltd.</li> </ul> | <ul style="list-style-type: none"> <li>14. National Airlines, Inc.</li> <li>15. Northwest Airlines</li> <li>16. Pacific Southwest Airlines</li> <li>17. Pan American World Airways</li> <li>18. Philippine Airlines</li> <li>19. Qantas Airways, Ltd.</li> <li>20. S.F.O. Helicopter Airlines, Inc.</li> <li>21. Seaboard World Airlines</li> <li>22. Stol Air, Inc.</li> <li>23. Swift Aire Lines, Inc.</li> <li>24. Trans World Airlines, Inc.</li> <li>25. United Airlines</li> <li>26. Western Airlines</li> </ul> |
|---|--|



45  
75

DOCUMENTS  
JUN 23 1975  
SAN FRANCISCO  
PUBLIC LIBRARY

AIRPORTS COMMISSION  
CITY AND COUNTY OF SAN FRANCISCO  
SAN FRANCISCO INTERNATIONAL AIRPORT

TO: Airports Commission

FROM: William J. Dwyer, Director of Airports

SUBJECT: Comparative Traffic Report, including Statistics of Commercial, Domestic and International Air Carrier Revenue Flights for the Months of June 1975 and June 1974.

	JUNE		INCREASE (DECREASE)	PERCENTAGE
	<u>1975</u>	<u>1974</u>		
AIRLINE ARRIVALS & DEPARTURES				
.A.A. Tower	24,648	24,556	92	.4
PASSENGERS, IN AND OUT	1,642,889	1,625,327	17,562	1.1
Passengers, In	826,888	816,580	10,308	1.3
Passengers, Out	816,001	808,747	7,254	.9
PASSENGERS, ON AND OFF	1,545,863	1,533,247	12,616	.8
Passengers, On	767,488	762,707	4,781	.6
Passengers, Off	778,375	770,540	7,835	1.0
TOTAL MAIL BY AIR	14,289,691	14,386,550	(96,859)	(.7)
WEIGHT LBS., ON AND OFF	57,764,522	66,052,293	(8,287,771)	(12.5)

COMPILATION INCLUDES STATISTICS FROM THE FOLLOWING FOR JUNE 1975:

- . Air California
- . Air Canada
- . Air Charter West
- . Airlift International, Inc.
- . American Airlines
- . Braniff International
- . Canadian Pacific Airlines
- . China Air Lines
- . Continental Airlines
- . Delta Air Lines
- . The Flying Tiger Lines
- . Hughes Airwest
- . Japan Air Lines Co., Ltd.
- . National Airlines, Inc.
- 15. Northwest Airlines
- 16. Overseas National Airways
- 17. Pacific Southwest Airlines
- 18. Pan American World Airways
- 19. Philippine Airlines
- 20. Qantas Airways, Ltd.
- 21. S.F.O. Helicopter Airlines, Inc.
- 22. Seaboard World Airlines
- 23. Stol Air, Inc.
- 24. Swift Aire Lines, Inc.
- 25. Trans World Airlines, Inc.
- 26. United Airlines
- 27. Western Airlines



DOCUMENTS

SEP 3 1975

SAN FRANCISCO  
PUBLIC LIBRARY

AIRPORT COMMISSION  
CITY AND COUNTY OF SAN FRANCISCO  
SANFRANCISCO INTERNATIONAL AIRPORT

TO: Airports Commission

FROM: William J. Dwyer, Director of Airports

SUBJECT: Comparative Traffic Report, including Statistics of Commercial, Domestic and International Air Carrier Revenue Flights for the Months of July 1975 and July 1974.

	JULY		INCREASE	PERCENTAGE
	<u>1975</u>	<u>1974</u>	(DECREASE)	
AIRLINE ARRIVALS & DEPARTURES				
F.A.A. Tower	26,206	25,872	334	1.3
PASSENGERS, IN AND OUT	1,743,387	1,661,636	81,751	4.9
Passengers, In	881,854	839,817	42,037	5.0
Passengers, Out	861,533	821,819	39,714	4.8
PASSENGERS, ON AND OFF	1,641,665	1,546,564	95,101	6.1
Passengers, On	810,672	764,283	46,389	6.1
Passengers, Off	830,993	782,281	48,712	6.2
TOTAL MAIL BY AIR	15,818,902	14,512,551	1,306,351	9.0
FREIGHT & EXPRESS LBS.				
On and Off	57,632,251	62,945,816	(5,313,565)	(8.4)

COMPILATION INCLUDES STATISTICS FROM THE FOLLOWING FOR July 1975

1. Air California
2. Air Canada
3. Air Charter West
4. Airlift International, Inc.
5. American Airlines
6. Braniff International
7. Canadian Pacific Airlines
8. China Air Lines
9. Continental Airlines
10. Delta Air Lines
11. The Fkying Tiger Lines
12. Hughes Air West
13. Japan Air Lines Co., Ltd.
14. National Airlines, Inc.
15. Northwest Airlines
16. Overseas National Airways
17. Pacific Southwest Airlines
18. Pan American World Airways
19. Philippine Airlines
20. Qantas Airways, Ltd.
21. S.F.O. Helicopter Airlines
22. Seaboard World Airlines
23. Stol Air, Inc.
24. Swift Air Lines, Inc.
25. Trans World Airlines, Inc.
26. United Airlines
27. Western Airlines





45

5+8/74

AIRPORT COMMISSION  
CITY AND COUNTY OF SAN FRANCISCO  
SAN FRANCISCO INTERNATIONAL AIRPORT

DOCUMENTS

SEP 8 1975

SAN FRANCISCO PUBLIC LIBRARY

TO: Airports Commission

FROM: William J. Dwyer, Director of Airports

SUBJECT: Comparative Traffic Report, including Statistics of Commercial, Domestic and International Air Carrier Revenue Flights for the Months of August 1975 and August 1974.

	<u>AUGUST</u>		<u>INCREASE</u>	<u>PERCENTAGE</u>
	<u>1975</u>	<u>1974</u>	<u>(DECREASE)</u>	
AIRLINE ARRIVALS & DEPARTURES				
F.A.A. Tower	26,089	26,056	33	.1
PASSENGERS, IN AND OUT				
Passengers, In	1,950,745	1,842,376	108,369	5.9
Passengers, Out	979,793	931,394	48,399	5.2
	970,952	910,982	59,970	6.6
PASSENGERS, ON AND OFF				
Passengers, On	1,839,669	1,720,556	119,113	6.9
Passengers, Off	915,414	850,072	65,342	7.7
	924,255	870,484	53,771	6.2
TOTAL MAIL BY AIR	15,304,571	15,039,502	265,069	1.8
FREIGHT & EXPRESS LBS.				
On and Off	63,235,897	66,866,051	(3,630,154)	(5.4)

COMPILATION INCLUDES STATISTICS FROM THE FOLLOWING FOR AUGUST 1975

- |                                |                                |
|--------------------------------|--------------------------------|
| 1. Air California              | 15. Northwest Airlines         |
| 2. Air Canada                  | 16. Overseas National Airways  |
| 3. Air Charter West            | 17. Pacific Southwest Airlines |
| 4. Airlift International, Inc. | 18. Pan American World Airways |
| 5. American Airlines           | 19. Philippine Airlines        |
| 6. Braniff International       | 20. Qantas Airways, Ltd.       |
| 7. Canadian Pacific Airlines   | 21. S.F.O. Helicopter Airlines |
| 8. China Air Lines             | 22. Seaboard World Airlines    |
| 9. Continental Airlines        | 23. Stol Air, Inc.             |
| 10. Delta Air Lines            | 24. Swift Air Lines, Inc.      |
| 11. The Flying Tiger Lines     | 25. Trans World Airlines, Inc. |
| 12. Hughes Air West            | 26. United Airlines            |
| 13. Japan Air Lines Co., Ltd.  | 27. Western Airlines           |
| 14. National Airlines, Inc.    |                                |



AIRPORTS COMMISSION  
CITY AND COUNTY OF SAN FRANCISCO  
SAN FRANCISCO INTERNATIONAL AIRPORT

TO: Airports Commission

FROM: William J. Dwyer, Director of Airports

SUBJECT: Comparative Traffic Report, including Statistics of Commercial, Domestic and International Air Carrier Revenue Flights for the Months of September 1975 and September 1974.

	<u>SEPTEMBER</u>		<u>INCREASE (DECREASE)</u>	<u>PERCENTAGE</u>
	<u>1975</u>	<u>1974</u>		
<b>AIRLINE ARRIVALS &amp; DEPARTURES</b>				
F. A. A. Tower	23,869	23,939	70	0.3
<b>PASSENGERS, IN AND OUT</b>				
Passengers, In	1,448,786	1,428,737	20,049	1.4
Passengers, In	732,357	722,800	9,557	1.3
Passengers, Out	716,429	705,937	10,492	1.5
<b>PASSENGERS, ON AND OFF</b>				
Passengers, On	1,364,430	1,324,835	39,595	3.0
Passengers, On	674,251	653,986	20,265	3.1
Passengers, Off	690,179	670,849	19,330	2.9
TOTAL MAIL BY AIR	14,693,056	13,788,143	904,913	6.6
<b>FREIGHT &amp; EXPRESS LBS.</b>				
On and Off	61,837,539	59,304,292	2,533,247	4.3

COMPILATION INCLUDES STATISTICS FROM THE FOLLOWING FOR September 1975

- |                                |                                      |
|--------------------------------|--------------------------------------|
| 1. Air California              | 15. Northwest Airlines               |
| 2. Air Canada                  | 16. Overseas National Airways        |
| 3. Air Charter West            | 17. Pacific Southwest Airlines       |
| 4. Airlift International, Inc. | 18. Pan American World Airways       |
| 5. American Airlines           | 19. Philippine Airlines              |
| 6. Braniff International       | 20. Qantas Airways, Ltd.             |
| 7. Canadian Pacific Airlines   | 21. S.F.O. Helicopter Airlines, Inc. |
| 8. China Air Lines             | 22. Seaboard World Airlines          |
| 9. Continental Airlines        | 23. Stol Air, Inc.                   |
| 10. Delta Air Lines            | 24. Swift Aire Lines, Inc.           |
| 11. The Flying Tiger Lines     | 25. Trans World Airlines, Inc.       |
| 12. Hughes Air West            | 26. United Airlines                  |
| 13. Japan Air Lines Co., Ltd.  | 27. Western Airlines                 |
| 14. National Airlines, Inc.    |                                      |



F  
45  
6  
75

DOCUMENTS

NOV 21 1975

AIRPORTS COMMISSION  
CITY AND COUNTY OF SAN FRANCISCO  
SAN FRANCISCO INTERNATIONAL AIRPORT

SAN FRANCISCO  
PUBLIC LIBRARY

TO: Airports Commission  
FROM: William J. Dwyer, Director of Airports  
SUBJECT: Comparative Traffic Report, including Statistics of Commercial, Domestic and International Air Carrier Revenue Flights for the Months of October 1975 and October 1974.

	OCTOBER		INCREASE (DECREASE)	PERCENTAGE
	1975	1974		
AIRLINE ARRIVALS & DEPARTURES				
F.A.A. Tower	24,812	24,677	135	0.5
PASSENGERS, IN AND OUT	1,496,833	1,428,257	68,576	4.8
Passengers, In	761,208	722,261	38,947	5.3
Passengers, Out	735,625	705,996	29,629	4.1
PASSENGERS, ON AND OFF	1,405,375	1,334,841	70,534	5.2
Passengers, On	689,896	659,288	30,608	4.6
Passengers, Off	715,479	675,553	39,926	5.9
TOTAL MAIL BY AIR	16,041,286	15,308,062	733,224	4.7
FREIGHT & EXPRESS LBS.				
On and Off	61,037,574	62,874,489	(1,836,915)	(2.9)

COMPILATION INCLUDES STATISTICS FROM THE FOLLOWING FOR OCTOBER 1975

- |                                |                                |
|--------------------------------|--------------------------------|
| 1. Air California              | 15. Northwest Airlines         |
| 2. Air Canada                  | 16. Overseas National Airways  |
| 3. Air Charter West            | 17. Pacific Southwest Airlines |
| 4. Airlift International, Inc. | 18. Pan American World Airways |
| 5. American Airlines           | 19. Philippine Airlines        |
| 6. Braniff International       | 20. Qantas Airways, Ltd.       |
| 7. Canadian Pacific Airlines   | 21. S.F.O. Helicopter Airlines |
| 8. China Air Lines             | 22. Seaboard World Airlines    |
| 9. Continental Airlines        | 23. Stol Air, Inc.             |
| 10. Delta Air Lines            | 24. Swift Air Lines, Inc.      |
| 11. The Flying Tiger Lines     | 25. Trans World Airlines, Inc. |
| 12. Hughes Air West            | 26. United Airlines            |
| 13. Japan Air Lines Co., Ltd.  | 27. Western Airlines           |
| 14. National Airlines, Inc.    |                                |

# [Faint Title]

[Faint Subtitle]

[Faint text block]

[Faint Column 1 Header]	[Faint Column 2 Header]	[Faint Column 3 Header]	[Faint Column 4 Header]
[Faint Data 1.1]	[Faint Data 1.2]	[Faint Data 1.3]	[Faint Data 1.4]
[Faint Data 2.1]	[Faint Data 2.2]	[Faint Data 2.3]	[Faint Data 2.4]
[Faint Data 3.1]	[Faint Data 3.2]	[Faint Data 3.3]	[Faint Data 3.4]
[Faint Data 4.1]	[Faint Data 4.2]	[Faint Data 4.3]	[Faint Data 4.4]
[Faint Data 5.1]	[Faint Data 5.2]	[Faint Data 5.3]	[Faint Data 5.4]
[Faint Data 6.1]	[Faint Data 6.2]	[Faint Data 6.3]	[Faint Data 6.4]
[Faint Data 7.1]	[Faint Data 7.2]	[Faint Data 7.3]	[Faint Data 7.4]
[Faint Data 8.1]	[Faint Data 8.2]	[Faint Data 8.3]	[Faint Data 8.4]
[Faint Data 9.1]	[Faint Data 9.2]	[Faint Data 9.3]	[Faint Data 9.4]
[Faint Data 10.1]	[Faint Data 10.2]	[Faint Data 10.3]	[Faint Data 10.4]

[Faint text block on the left side]

[Faint text block on the right side]

AIRPORTS COMMISSION  
CITY AND COUNTY OF SAN FRANCISCO  
SAN FRANCISCO INTERNATIONAL AIRPORT

TO: Airports Commission

FROM: William J. Dwyer, Director of Airports

SUBJECT: Comparative Traffic Report, including Statistics of Commercial, Domestic and International Air Carrier Revenue Flights for the Months of November 1974 and November 1975.

	<u>NOVEMBER</u>		<u>INCREASE</u>	<u>PERCENTAGE</u>
	<u>1975</u>	<u>1974</u>	<u>(DECREASE)</u>	
AIRLINE ARRIVALS & DEPARTURES				
F. A. A. Tower	23,495	23,422	73	0.3
PASSENGERS, IN AND OUT	1,378,971	1,292,299	86,872	6.7
Passengers, In	695,788	650,434	45,354	6.9
Passengers, Out	683,183	641,865	41,318	6.4
PASSENGERS, ON AND OFF	1,297,065	1,189,497	107,568	9.0
Passengers, On	642,230	590,464	51,766	8.7
Passengers, Off	654,835	599,033	55,802	9.3
TOTAL MAIL BY AIR	15,702,462	16,474,657	772,195	4.6
FREIGHT & EXPRESS LBS.				
On and Off	56,668,501	58,227,030	1,558,529	2.6

COMPILATION INCLUDES STATISTICS FROM THE FOLLOWING FOR November 1975

- |                                |                                |
|--------------------------------|--------------------------------|
| 1. Air California              | 15. Northwest Airlines         |
| 2. Air Canada                  | 16. Overseas National Airways  |
| 3. Air Charter West            | 17. Pacific Southwest Airlines |
| 4. Airlift International, Inc. | 18. Pan American World Airways |
| 5. American Airlines           | 20. Qantas Airways, Ltd.       |
| 6. Braniff International       | 21. S.F.O. Helicopter Airlines |
| 7. Canadian Pacific Airlines   | 22. Seaboard World Airlines    |
| 8. China Air Lines             | 23. Stol Air, Inc.             |
| 9. Continental Airlines        | 24. Swift Aire Lines, Inc.     |
| 10. Delta Air Lines            | 25. Trans World Airlines, Inc. |
| 11. The Flying Tiger Lines     | 26. United Airlines            |
| 12. Hughes Air West            | 27. Western Airlines           |
| 13. Japan Air Lines Co., Ltd.  |                                |
| 14. National Airlines, Inc.    |                                |





AIRPORTS COMMISSION  
CITY AND COUNTY OF SAN FRANCISCO  
SAN FRANCISCO INTERNATIONAL AIRPORT

DOCUMENTS

JAN 29 1976

TO: Airports Commission

FROM: William J. Dwyer, Director of Airports

SAN FRANCISCO  
PUBLIC LIBRARY

SUBJECT: Comparative Traffic Report, including Statistics of Commercial, Domestic and International Air Carrier Revenue Flights for the Months of December 1974 and December 1975.

	<u>DECEMBER</u>		<u>INCREASE</u>	<u>PERCENTAGE</u>
	<u>1975</u>	<u>1974</u>	<u>(DECREASE)</u>	
AIRLINE ARRIVALS & DEPARTURES				
F. A. A. Tower	20,595	24,045	[ 3,450]	[14.3]
PASSENGERS, IN AND OUT				
Passengers, In	1,355,433	1,414,165	[58,732]	[ 4.2]
Passengers, In	680,822	709,281	[28,459]	[ 4.0]
Passengers, Out	674,611	704,884	[30,273]	[ 4.3]
PASSENGERS, ON AND OFF				
Passengers, On	1,281,849	1,300,845	[18,996]	[ 1.4]
Passengers, On	637,819	648,224	[10,405]	[ 1.6]
Passengers, Off	644,030	652,621	[ 8,591]	[ 1.3]
TOTAL MAIL BY AIR	20,697,009	20,516,705	180,304	0.8
FREIGHT & EXPRESS LBS.				
On and Off	46,999,002	49,351,653	[2,352,651]	[ 4.7]

COMPILATION INCLUDES STATISTICS FROM THE FOLLOWING FOR December 1975

- |                                |                                |
|--------------------------------|--------------------------------|
| 1. Air California              | 15. Northwest Airlines         |
| 2. Air Canada                  | 16. Overseas National Airways  |
| 3. Air Charter West            | 17. Pacific Southwest Airlines |
| 4. Airlift International, Inc. | 18. Pan American World Airways |
| 5. American Airlines           | 19. Philippine Airlines        |
| 6. Braniff International       | 20. Qantas Airways, Ltd.       |
| 7. Canadian Pacific Airlines   | 21. S.F.O. Helicopter Airlines |
| 8. China Air Lines             | 22. Seaboard World Airlines    |
| 9. Continental Airlines        | 23. Stol Air, Inc.             |
| 10. Delta Air Lines            | 24. Swift Aire Lines, Inc.     |
| 11. The Flying Tiger Lines     | 25. Trans World Airlines, Inc. |
| 12. Hughes Air West            | 26. United Airlines            |
| 13. Japan Air Lines Co., Ltd.  | 27. Western Airlines           |
| 14. National Airlines, Inc.    |                                |



F  
45  
6  
51/176

AIRPORTS COMMISSION  
CITY AND COUNTY OF SAN FRANCISCO  
SAN FRANCISCO INTERNATIONAL AIRPORT

DOCUMENTS

FEB 27 1976

SAN FRANCISCO  
PUBLIC LIBRARY

TO: Airports Commission  
FROM: William J. Dwyer, Director of Airports  
SUBJECT: Comparative Traffic Report, including Statistics of Commercial, Domestic and International Air Carrier Revenue Flights for the Months of January 1975 and January 1976.

	1976	JANUARY 1975	(INCREASE) (DECREASE)	PERCENTAGE
AIRLINE ARRIVALS & DEPARTURES				
F. A. A. Tower	23,992	23,740	252	1.1
PASSENGERS, IN AND OUT	1,375,689	1,273,190	102,499	8.1
Passengers, In	699,351	647,719	51,632	8.0
passengers, Out	676,338	625,471	50,867	8.1
PASSENGERS, ON AND OFF	1,285,405	1,169,304	116,101	9.9
Passengers, On	631,196	573,528	57,668	10.1
Passengers, Off	654,209	595,776	58,433	9.8
TOTAL MAIL BY AIR	15,359,953	14,770,523	589,430	4.0
FREIGHT & EXPRESS LBS. On and Off	46,147,539	45,331,039	816,500	1.8

COMPILATION INCLUDES STATISTICS FROM THE FOLLOWING FOR January 1976.

- |                                |                                |
|--------------------------------|--------------------------------|
| 1. Air California              | 15. Northwest Airlines         |
| 2. Air Canada                  | 16. Overseas National Airways  |
| 3. Air Charter West            | 17. Pacific Southwest Airlines |
| 4. Airlift International, Inc. | 18. Pan American World Airways |
| 5. American Airlines           | 19. Philippine Airlines        |
| 6. Braniff International       | 20. Qantas Airways, Ltd.       |
| 7. Canadian Pacific Airlines   | 21. S.F.O. Helicopter          |
| 8. China Air Lines             | 22. Seaboard World Airlines    |
| 9. Continental Airlines        | 23. Stol Air, Inc.             |
| 10. Delta Air Lines            | 24. Swift Aire Lines, Inc.     |
| 11. The Flying Tiger Lines     | 25. Trans World Airlines, Inc. |
| 12. Hughes Air West            | 26. United Airlines            |
| 13. Japan Air Lines Co., Ltd.  | 27. Western Airlines           |
| 14. National Airlines, Inc.    |                                |



AIRPORTS COMMISSION  
 CITY AND COUNTY OF SAN FRANCISCO  
 SAN FRANCISCO INTERNATIONAL AIRPORT

TO: Airports Commission  
 FROM: William J. Dwyer, Director of Airports  
 SUBJECT: Comparative Traffic Report, including Statistics of Commercial, Domestic and International Air Carrier Revenue Flights for the Months of February 1975 and February 1976.

	1976	<u>FEBRUARY</u> 1975	(INCREASE) (DECREASE)	<u>PERCENTAGE</u>
AIRLINE ARRIVALS & DEPARTURES				
F. A. A. Tower	22,875	21,310	1,565	7.3
PASSENGERS, IN AND OUT	1,267,993	1,127,813	140,180	12.4
Passengers, In	644,009	574,688	69,321	12.1
passengers, Out	623,984	553,125	70,859	12.8
PASSENGERS, ON AND OFF	1,176,277	1,030,377	145,900	14.2
Passengers, On	578,126	504,407	73,719	14.6
Passengers, Off	598,151	525,970	72,181	13.7
TOTAL MAIL BY AIR	14,716,600	13,133,989	1,582,611	12.0
FREIGHT & EXPRESS LBS. On and Off	48,844,334	44,314,537	4,529,797	10.2

COMPILATION INCLUDES STATISTICS FROM THE FOLLOWING FOR FEBRUARY 1976

- |                                |                                |
|--------------------------------|--------------------------------|
| 1. Air California              | 15. Northwest Airlines         |
| 2. Air Canada                  | 16. Overseas National Airways  |
| 3. Air Charter West            | 17. Pacific Southwest Airlines |
| 4. Airlift International, Inc. | 18. Pan American World Airways |
| 5. American Airlines           | 19. Philippine Airlines        |
| 6. Braniff International       | 20. Qantas Airways, Ltd.       |
| 7. Canadian Pacific Airlines   | 21. S.F.O. Helicopter          |
| 8. China Air Lines             | 22. Seaboard World Airlines    |
| 9. Continental Airlines        | 23. Stol Air, Inc.             |
| 10. Delta Air Lines            | 24. Swift Aire Lines, Inc.     |
| 11. The Flying Tiger Lines     | 25. Trans World Airlines, Inc. |
| 12. Hughes Air West            | 26. United Airlines            |
| 13. Japan Air Lines Co., Ltd.  | 27. Western Airlines           |
| 14. National Airlines, Inc.    |                                |



AIRPORTS COMMISSION  
 CITY AND COUNTY OF SAN FRANCISCO  
SAN FRANCISCO INTERNATIONAL AIRPORT

TO: Airports Commission  
 FROM: William J. Dwyer, Director of Airports  
 SUBJECT: Comparative Traffic Report, including Statistics of  
 Commercial, Domestic and International Air Carrier  
 Revenue Flights for the Months of March 1975 and  
 March 1976.

	<u>1976</u>	<u>MARCH</u> <u>1975</u>	<u>INCREASE</u> <u>(DECREASE)</u>	<u>PERCENTAGE</u>
AIRLINE ARRIVALS & DEPARTURES				
F. A. A. Tower	24,850	23,691	1,159	4.89
PASSENGERS, IN AND OUT	1,396,506	1,384,380	12,126	.87
Passengers, In	702,154	697,117	5,037	.72
passengers, Out	694,352	687,263	7,089	1.03
PASSENGERS, ON AND OFF	1,296,628	1,267,132	29,496	2.32
Passengers, On	644,413	628,639	15,774	2.50
Passengers, Off	652,215	638,493	13,722	2.14
TOTAL MAIL BY AIR.	15,846,569	15,407,813	438,756	2.84
FREIGHT & EXPRESS LBS.				
On and Off	58,035,045	52,168,300	5,866,745	11.24

COMPILATION INCLUDES STATISTICS FROM 27 SCHEDULED AND COMMUTER  
 AIRLINES, NON-SCHEDULED LANDING REPORTS, AND THE FAA FOR March 1976.





SF  
 445  
 6  
 75+4/76

AIRPORTS COMMISSION  
 CITY AND COUNTY OF SAN FRANCISCO  
SAN FRANCISCO INTERNATIONAL AIRPORT

LUDWIG-173  
 5-18-76

TO: Airports Commission  
 FROM: William J. Dwyer, Director of Airports  
 SUBJECT: Comparative Traffic Report, including Statistics of Commercial, Domestic and International Air Carrier Revenue Flights for the Months of April 1976 and April 1975.

	<u>1976</u>	<u>APRIL</u> <u>1975</u>	<u>INCREASE</u> <u>(DECREASE)</u>	<u>PERCENTAGE</u>
AIRLINE ARRIVALS & DEPARTURES				
F. A. A. Tower	24,638	22,739	1,899	8.35
PASSENGERS, IN AND OUT	1,519,219	1,285,897	233,322	18.14
Passengers, In	764,499	644,673	119,826	18.59
passengers, Out	754,720	641,224	113,496	17.70
PASSENGERS, ON AND OFF	1,418,011	1,188,337	229,674	19.33
Passengers, On	704,116	592,444	111,672	18.85
Passengers, Off	713,895	595,893	118,002	19.80
TOTAL MAIL BY AIR	15,792,403	14,925,149	867,254	5.81
FREIGHT & EXPRESS LBS.				
On and Off	54,563,556	47,887,304	6,676,252	13.94

COMPILATION INCLUDES STATISTICS FROM 27 SCHEDULED AND COMMUTER AIRLINES, NON-SCHEDULED LANDING REPORTS, AND THE FAA FOR April 1975 and April 1976.



SF  
145  
6  
176

12-22-75  
1975  
12-22-75

AIRPORTS COMMISSION  
CITY AND COUNTY OF SAN FRANCISCO  
SAN FRANCISCO INTERNATIONAL AIRPORT

TO: Airports Commission  
FROM: William J. Dwyer, Director of Airports  
SUBJECT: Comparative Traffic Report, including Statistics of  
Commercial, Domestic and International Air Carrier  
Revenue Flights for the Months of May 1975 and  
May 1976.

	ONE MONTH ENDING		INCREASE (DECREASE)	PERCENTAGE
	1976	MAY 31 1975		
AIRLINE ARRIVALS & DEPARTURES				
F. A. A. Tower	24,848	24,075	773	3.21
PASSENGERS, IN AND OUT	1,525,732	1,415,454	110,278	7.79
Passengers, In	772,098	710,626	61,472	8.65
passengers, Out	753,634	794,828	48,806	6.92
PASSENGERS, ON AND OFF	1,441,778	1,331,094	110,684	8.32
Passengers, On	711,657	662,648	49,009	7.40
Passengers, Off	730,121	668,446	61,675	9.23
TOTAL MAIL BY AIR	15,399,993	15,024,835	375,158	2.50
FREIGHT & EXPRESS LBS.				
On and Off	61,838,639	55,084,248	6,754,391	12.26

COMPILATION INCLUDES STATISTICS FROM 27 SCHEDULED AND COMMUTER AIRLINES, NON-SCHEDULED LANDING REPORTS, AND THE FAA FOR May 1975 and May 1976.



AIRPORTS COMMISSION  
 CITY AND COUNTY OF SAN FRANCISCO  
SAN FRANCISCO INTERNATIONAL AIRPORT

TO: Airports Commission  
 FROM: William J. Dwyer, Director of Airports  
 SUBJECT: Comparative Traffic Report, including Statistics of  
 Commercial, Domestic and International Air Carrier  
 Revenue Flights for the Months of June 1975 and June  
 1976.

DOCUMENTS

JUL 27 1976

SAN FRANCISCO  
PUBLIC LIBRARY

	1 MONTH ENDING		INCREASE (DECREASE)	PERCENTAGE
	1976	JUNE 30 1975		
AIRLINE ARRIVALS & DEPARTURES				
F. A. A. Tower	25,553	24,648	905	3.67
PASSENGERS, IN AND OUT	1,707,662	1,642,889	64,773	3.94
Passengers, In	858,365	826,888	31,477	3.81
passengers, Out	849,297	816,001	33,296	4.08
PASSENGERS, ON AND OFF	1,613,006	1,545,863	67,143	4.34
Passengers, On	801,969	767,488	34,481	4.49
Passengers, Off	811,037	778,375	32,662	4.20
TOTAL MAIL BY AIR	14,909,315	14,289,691	619,624	4.34
FREIGHT & EXPRESS LBS. On and Off	60,675,110	57,764,522	2,910,588	5.04

COMPILATION INCLUDES STATISTICS FROM 27 SCHEDULED AND COMMUTER  
 AIRLINES, NON-SCHEDULED LANDING REPORTS, AND THE FAA FOR  
 June 1975 and June 1976.



+7/76

DOCUMENTS

SEP 3 1976

SAN FRANCISCO PUBLIC LIBRARY

AIRPORTS COMMISSION  
CITY AND COUNTY OF SAN FRANCISCO  
SAN FRANCISCO INTERNATIONAL AIRPORT

TO: Airports Commission  
FROM: William J. Dwyer, Director of Airports  
SUBJECT: Comparative Traffic Report, including Statistics of Commercial, Domestic and International Air Carrier Revenue Flights for the Months of July 1975 and July 1976.

	<u>1976</u>	<u>JULY</u> <u>1975</u>	<u>INCREASE</u> <u>(DECREASE)</u>	<u>PERCENTAGE</u>
AIRLINE ARRIVALS & DEPARTURES				
F. A. A. Tower	27,096	26,206	890	3.40
PASSENGERS, IN AND OUT	1,882,376	1,743,387	138,989	7.97
Passengers, In	955,594	881,854	73,740	8.36
passengers, Out	926,782	861,533	65,249	7.57
PASSENGERS, ON AND OFF	1,774,686	1,641,665	133,021	8.10
Passengers, On	868,674	810,672	58,002	7.15
Passengers, Off	906,012	830,993	75,019	9.03
TOTAL MAIL BY AIR	15,059,930	15,818,902	(758,972)	(4.80)
FREIGHT & EXPRESS LBS. On and Off	59,664,585	57,632,251	2,032,334	3.53

COMPILATION INCLUDES STATISTICS FROM 27 SCHEDULED AND COMMUTER AIRLINES, NON-SCHEDULED LANDING REPORTS, AND THE FAA FOR July 1975 and July 1976.





= AIRPORTS COMMISSION  
 CITY AND COUNTY OF SAN FRANCISCO  
SAN FRANCISCO INTERNATIONAL AIRPORT

DOCUMENTS

PUBLIC LIBRARY

TO: Airports Commission

FROM: William J. Dwyer, Director of Airports

SUBJECT: Comparative Traffic Report, including Statistics of  
 Commercial, Domestic and International Air Carrier  
 Revenue Flights for the Months of August 1975 and  
 August 1976.

	AUGUST		INCREASE (DECREASE)	PERCENTAGE
	1976	1975		
AIRLINE ARRIVALS & DEPARTURES				
F. A. A. Tower	26,634	26,089	545	2.09
PASSENGERS, IN AND OUT	1,981,785	1,950,745	31,040	1.59
Passengers, In	997,499	979,793	17,706	1.81
passengers, Out	984,286	970,952	13,334	1.37
PASSENGERS, ON AND OFF	1,866,981	1,839,669	27,312	1.48
Passengers, On	926,884	915,414	11,470	1.25
Passengers, Off	940,097	924,255	15,842	1.71
TOTAL MAIL BY AIR	14,542,547	15,304,571	(762,024)	(4.98)
FREIGHT & EXPRESS LBS. On and Off	57,958,678	63,235,897	(5,277,219)	(8.35)

COMPILATION INCLUDES STATISTICS FROM 27 SCHEDULED AND COMMUTER AIRLINES, NON-SCHEDULED LANDING REPORTS, AND THE FAA FOR August 1975 and August 1976.



14976  
AIRPORTS COMMISSION  
CITY AND COUNTY OF SAN FRANCISCO  
SAN FRANCISCO INTERNATIONAL AIRPORT

DOCUMENTS

OCT 29 1976

SAN FRANCISCO  
PUBLIC LIBRARY

TO: Airports Commission

FROM: William J. Dwyer, Director of Airports

SUBJECT: Comparative Traffic Report, including Statistics of Commercial, Domestic and International Air Carrier Revenue Flights for the Months of September 1975 and September 1976.

	<u>SEPTEMBER</u>		<u>INCREASE</u>	<u>PERCENTAGE</u>
	<u>1976</u>	<u>1975</u>	<u>(DECREASE)</u>	
AIRLINE ARRIVALS & DEPARTURES				
F. A. A. Tower	23,215	23,869	(654)	(2.74)
PASSENGERS, IN AND OUT	1,519,924	1,448,786	71,138	4.91
Passengers, In	761,678	732,357	29,321	4.00
Passengers, Out	758,246	716,429	41,817	5.84
PASSENGERS, ON AND OFF	1,438,124	1,364,430	73,694	5.40
Passengers, On	717,346	674,251	43,095	6.39
Passengers, Off	720,778	690,179	30,599	4.43
TOTAL MAIL BY AIR	14,745,267	14,693,056	52,211	.36
FRIEGHT & EXPRESS LBS.				
On and Off	59,512,987	61,837,539	(2,324,552)	(3.76)

COMPILATION INCLUDES STATISTICS FROM 26 SCHEDULED AND COMMUTER AIRLINES, NON-SCHEDULED LANDING REPORTS, AND THE FAA FOR September 1975 and September 1976.



AIRPORTS COMMISSION  
 CITY AND COUNTY OF SAN FRANCISCO  
 SAN FRANCISCO INTERNATIONAL AIRPORT

DOCUMENTS

MAR 2 1977

SAN FRANCISCO  
PUBLIC LIBRARY

TO: Airports Commission

FROM: William J. Dwyer, Director of Airports

SUBJECT: Comparative Traffic Report, including Statistics of Commercial, Domestic and International Air Carrier Revenue Flights for the Months of January 1976 and January 1977

	1 MONTH ENDING		INCREASE (DECREASE)	PERCENTAGE
	1977	JANUARY 31 1976		
AIRLINE ARRIVALS & DEPARTURES				
A. A. Tower	23,467	23,992	(525)	(2.19)
PASSENGERS, IN AND OUT				
Passengers, In	1,509,180	1,375,689	133,491	9.70
Passengers, In	769,155	699,351	69,804	9.98
Passengers, Out	740,025	676,338	63,687	9.42
PASSENGERS, ON AND OFF				
Passengers, On	1,380,588	1,285,405	95,183	7.40
Passengers, On	675,729	631,196	44,533	7.06
Passengers, Off	704,859	654,209	50,650	7.74
TOTAL MAIL BY AIR	14,838,545	15,359,953	(521,408)	(3.39)
FREIGHT & EXPRESS LBS.	49,018,000	46,147,539	2,870,461	6.22

COMPILATION INCLUDES STATISTICS FROM 26 SCHEDULED AND COMMUTER AIRLINES, NON-SCHEDULED LANDING REPORTS, AND THE FAA FOR January 1976 and January 1977.



AIRPORTS COMMISSION  
 CITY AND COUNTY OF SAN FRANCISCO  
SAN FRANCISCO INTERNATIONAL AIRPORT

TO: Airports Commission

FROM: William J. Dwyer, Director of Airports

SUBJECT: Comparative Traffic Report, including Statistics of  
 Commercial, Domestic and International Air Carrier  
 Revenue Flights for the Months of February 1976 and  
 February 1977

	1 MONTH ENDING		INCREASE (DECREASE)	PERCENTAGE
	<u>1977</u>	<u>FEBRUARY 28</u> <u>1976</u>		
AIRLINE ARRIVALS & DEPARTURES				
A. A. Tower	21,202	22,875	(1,673)	(7.31)
PASSENGERS, IN AND OUT	1,284,847	1,267,993	16,854	1.33
Passengers, In	650,227	644,009	6,218	.97
Passengers, Out	634,620	623,984	10,636	1.70
PASSENGERS, ON AND OFF	1,172,709	1,176,277	(3,568)	(.30)
Passengers, On	578,551	578,126	425	.07
Passengers, Off	594,158	598,151	(3,993)	(.67)
TOTAL MAIL BY AIR	14,406,622	14,716,600	(309,978)	(2.11)
WEIGHT & EXPRESS LBS.	49,539,864	48,844,334	695,530	1.42

COMPILATION INCLUDES STATISTICS FROM 26 SCHEDULED AND COMMUTER AIRLINES, NON-SCHEDULED LANDING REPORTS, AND THE FAA FOR February 1976 and February 1977.





145  
6  
176+3/77

AIRPORTS COMMISSION  
CITY AND COUNTY OF SAN FRANCISCO  
SAN FRANCISCO INTERNATIONAL AIRPORT

DOCUMENTS

APR 23 1977

SAN FRANCISCO  
PUBLIC LIBRARY

TO: Airports Commission

FROM: William J. Dwyer, Director of Airports

SUBJECT: Compariative Traffic Report, including Statistics of Commercial, Domestic and International Air Carrier Revenue Flights for the Months of March 1976 and March 1977

	1 MONTH ENDING		INCREASE (DECREASE)	PERCENTAGE
	<u>1977</u>	<u>MARCH 31</u> <u>1976</u>		
AIRLINE ARRIVALS & DEPARTURES				
F. A. A. Tower	24,023	24,850	(827)	(3.33)
PASSENGERS, IN AND OUT				
Passengers, In	1,525,497	1,396,506	128,991	9.24
Passengers, Out	763,896	702,154	61,742	8.79
	761,601	694,352	67,249	9.69
PASSENGERS, ON AND OFF				
Passengers, On	1,392,837	1,296,628	96,209	7.42
Passengers, Off	695,271	644,413	50,858	7.89
	697,566	652,215	45,351	6.95
TOTAL MAIL BY AIR	16,565,884	15,846,569	719,315	4.54
FREIGHT & EXPRESS LBS.	59,205,731	58,035,045	1,170,186	2.02

COMPILATION INCLUDES STATISTICS FROM 27 SCHEDULED AND COMMUTER AIRLINES, NON-SCHEDULED LANDINGS REPORTS, AND THE FAA FOR March 1976 and March 1977.



164 4/77

AIRPORTS COMMISSION  
CITY AND COUNTY OF SAN FRANCISCO  
SAN FRANCISCO INTERNATIONAL AIRPORT

DOCUMENTS

MAY 23 1977

SAN FRANCISCO  
 PUBLIC LIBRARY

TO: Airports Commission

FROM: William J. Dwyer, Director of Airports

SUBJECT: Comparative Traffic Report, including Statistics of  
 Commercial, Domestic and International Air Carrier  
 Revenue Flights for the Months of April 1976 and  
 April 1977

	1 MONTH ENDING		INCREASE (DECREASE)	PERCENTAGE
	1977	APRIL 30 1976		
AIRLINE ARRIVALS & DEPARTURES				
F.A.A. Tower	23,598	24,638	(1,040)	(4.22)
PASSENGERS, IN AND OUT	1,593,685	1,519,219	74,466	4.90
Passengers, In	800,698	764,499	36,199	4.73
Passengers, Out	792,987	756,720	38,267	5.07
PASSENGERS, ON AND OFF	1,468,875	1,418,011	50,864	3.59
Passengers, On	731,046	704,116	26,930	3.82
Passengers, Off	737,829	713,895	23,934	3.35
TOTAL MAIL BY AIR	14,997,814	15,792,403	(794,589)	(5.03)
FREIGHT & EXPRESS LBS.	54,957,645	54,563,556	394,089	0.72

COMPILATION INCLUDES STATISTICS FROM 25 SCHEDULED AND COMMUTER AIRLINES, NON-SCHEDULED LANDINGS REPORTS, AND THE FAA FOR April 1976 and April 1977.



AIRPORTS COMMISSION  
CITY AND COUNTY OF SAN FRANCISCO  
SAN FRANCISCO INTERNATIONAL AIRPORT

DOCUMENTS  
301 1 11  
#942 11127

TO: Airports Commission

FROM: William J. Dwyer, Director of Airports

SUBJECT: Comparative Traffic Report, including statistics of commercial, domestic and international air carrier revenue flights for the months of May 1976 and May 1977.

	1 MONTH ENDING		INCREASE (DECREASE)	PERCENTAGE
	<u>1977</u>	<u>May 31</u> <u>1976</u>		
Aircraft arrivals & departures				
Scheduled Airlines	23,984	24,848	(864)	(3.48)
Passengers, - Into and out of the Airport	1,629,987	1,525,732	104,255	6.83
In	817,072	772,098	44,974	5.82
Out	812,915	753,634	59,281	7.187
Passengers, - Onto and off of aircraft	1,517,955	1,441,778	76,177	5.28
On	753,748	711,657	42,091	5.91
Off	764,207	730,121	34,086	4.67
U.S. mail by air	15,692,380	15,399,993	292,387	1.90
Freight & Express lbs.	62,618,914	61,838,639	780,275	1.26

Compilation includes statistics from 27 scheduled and commuter airlines, non-scheduled landings reports, and the FAA for May 1976 and May 1977.



SF  
45  
6  
-77

DVB: 2/18  
FBI: 2/18

AIRPORTS COMMISSION  
CITY AND COUNTY OF SAN FRANCISCO  
SAN FRANCISCO INTERNATIONAL AIRPORT

TO: Airports Commission  
FROM: Richard R. Heath, Director of Airports  
SUBJECT: Comparative Traffic Report, including statistics of commercial, domestic and international air carrier revenue flights for the months of June 1976 and June 1977.

	1 MONTH ENDING		INCREASE (DECREASE)	PERCENTAGE
	1977	June 30 1976		
Aircarrier arrivals & departures				
Scheduled Airlines	21,727	23,178	(1,451)	(6.26)
Passengers - Into and out of the Airport	1,819,248	1,707,662	111,586	6.53
In	906,602	858,365	48,237	5.62
Out	912,646	849,297	63,349	7.46
Passengers - On to and off of aircraft	1,703,964	1,613,006	90,958	5.64
On	851,166	801,969	49,197	6.13
Off	852,798	811,037	41,761	5.15
U.S. mail by air	16,832,606	14,909,315	1,923,291	12.90
Freight & Express lbs.	65,548,611	60,675,110	4,873,501	8.03

Compilation includes statistics from 26 scheduled and commuter airlines, non-scheduled landings reports, and the FAA for June 1976 and June 1977.





Airports Commission  
City and County of San Francisco  
San Francisco International Airport

DOCUMENTS

SEP 22 1977

Comparative Traffic Report  
July 1977

SAN FRANCISCO  
PUBLIC LIBRARY

Flight Operations - Arrivals and Departures	1977	July 1976	INCREASE (DECREASE)	
			#	%
1st & 2nd Level Carrier	23,114	24,716	(1,605)	(6.49)
3rd Level Carrier	2,703	2,377	326	13.71
Military	365	426	(61)	(14.32)
Gen. Aviation	4,622	3,751	871	23.22
Total	<u>30,804</u>	<u>31,273</u>	<u>(469)</u>	<u>(1.50)</u>
Terminal Load				
Passengers				
In	1,012,579	955,594	56,985	5.96
Out	979,732	926,782	52,950	5.71
Total	<u>1,992,311</u>	<u>1,882,376</u>	<u>109,935</u>	<u>5.84</u>
U.S. Mail - Pounds				
In	7,981,519	7,577,713	403,806	5.33
Out	7,333,833	7,482,217	(148,384)	(1.98)
Total	<u>15,315,352</u>	<u>15,059,930</u>	<u>255,422</u>	<u>1.70</u>
Other cargo - Pounds				
In	32,167,051	26,363,081	5,803,970	22.02
Out	33,278,051	33,301,504	(23,453)	(0.07)
Total	<u>65,445,102</u>	<u>59,664,585</u>	<u>5,780,517</u>	<u>9.69</u>

Total terminal passenger load for 12 months ended July 31, 1977: 19,444,665

Traffic statistics include data from the following air carriers.

1. Air California	14. National Airlines
2. Air Canada	15. Northwest Airlines
3. Air Charter West	16. Pacific Southwest Airlines
4. Airlift International, Inc.	17. Pan American World Airways
5. American Airlines	18. Philippine Airlines
6. Braniff International	19. Qantas Airways, Ltd.
7. Canadian Pacific Airlines	20. Stol Air, Inc.
8. China Air Lines	21. Swift Aire Lines, Inc.
9. Continental Airlines	22. Trans World Airlines, Inc.
10. Delta Air Lines	23. United Airlines
11. The Flying Tiger Lines	24. Western Airlines
12. Hughes Air West	25. Cal-Air
13. Japan Air Lines, Co., Ltd.	26. Professional Air Charter



Airports Commission  
City and County of San Francisco  
San Francisco International Airport

DOCUMENTS  
JUL 2 1977  
SAN FRANCISCO PUBLIC LIBRARY

Comparative Traffic Report  
August 1977

Flight Operations - Arrivals and Departures	<u>1977</u>	<u>1976</u>	#	INCREASE (DECREASE) %
1st & 2nd Level Carrier	23,198	24,332	(1,134)	(4.66)
3rd Level Carrier	3,148	2,302	846	36.75
Military	430	332	98	29.52
Gen. Aviation	4,322	3,604	713	19.76
Total	<u>31,098</u>	<u>30,575</u>	<u>523</u>	<u>1.71</u>
 Terminal Load				
Passengers				
In	1,081,048	997,499	83,549	8.38
Out	1,080,826	984,286	96,540	9.81
Total	<u>2,161,874</u>	<u>1,981,785</u>	<u>180,089</u>	<u>9.09</u>
 U.S. Mail - Pounds				
In	8,304,929	7,298,088	1,006,641	13.80
Out	7,373,392	7,244,459	128,933	1.78
Total	<u>15,678,321</u>	<u>14,542,547</u>	<u>1,135,774</u>	<u>7.81</u>
 Other cargo - Pounds				
In	33,317,091	26,651,740	6,665,351	25.01
Out	36,580,152	31,306,938	5,273,214	16.84
Total	<u>69,897,243</u>	<u>57,958,678</u>	<u>11,938,565</u>	<u>20.60</u>

Total terminal passenger load for 12 months ended August 31, 1977: 19,624,754

Traffic statistics include data from the San Francisco Tower, FAA and the following air carriers.

- |  |  |
|--|--|
| <ul style="list-style-type: none"> <li>1. Air California</li> <li>2. Air Canada</li> <li>3. Air Charter West</li> <li>4. Airlift International, Inc.</li> <li>5. American Airlines</li> <li>6. Braniff International</li> <li>7. Canadian Pacific Airlines</li> <li>8. China Air Lines</li> <li>9. Continental Airlines</li> <li>10. Delta Air Lines</li> <li>11. The Flying Tiger Lines</li> <li>12. Hughes Air West</li> <li>13. Japan Air Lines, Co., Ltd.</li> </ul> | <ul style="list-style-type: none"> <li>14. National Airlines</li> <li>15. Northwest Airlines</li> <li>16. Pacific Southwest Airlines</li> <li>17. Pan American World Airways</li> <li>18. Philippine Airlines</li> <li>19. Qantas Airways, Ltd.</li> <li>20. Stol Air, Inc.</li> <li>21. Swift Aire Lines, Inc.</li> <li>22. Trans World Airlines, Inc.</li> <li>23. United Airlines</li> <li>24. Western Airlines</li> <li>25. Cal-Air</li> <li>26. Professional Air Charter</li> </ul> |
|--|--|



Airports Commission  
City and County of San Francisco  
San Francisco International Airport

DOCUMENTS

OCT 26 1977

Comparative Traffic Report  
September 1977

SAN FRANCISCO  
PUBLIC LIBRARY

Flight Operations - Arrivals and Departures	September		INCREASE (DECREASE)	
	1977	1976	#	%
1st & 2nd Level Carrier	21,331	20,799	532	2.56
3rd Level Carrier	3,154	2,416	738	30.55
Military	416	426	(10)	(2.35)
Gen. Aviation	4,689	3,741	948	25.34
<b>Total</b>	<b>29,590</b>	<b>27,382</b>	<b>2,208</b>	<b>8.06</b>
<b>Terminal Load</b>				
<b>Passengers</b>				
In	857,489	761,678	95,811	12.58
Out	852,518	758,246	94,272	12.43
<b>Total</b>	<b>1,710,007</b>	<b>1,519,924</b>	<b>190,083</b>	<b>12.51</b>
<b>U.S. Mail - Pounds</b>				
In	7,937,294	7,270,414	666,880	9.17
Out	7,707,645	7,474,853	232,792	3.11
<b>Total</b>	<b>15,644,939</b>	<b>14,745,267</b>	<b>899,672</b>	<b>6.10</b>
<b>Other cargo - Pounds</b>				
In	32,675,055	27,579,953	5,095,102	18.47
Out	35,303,487	31,933,034	3,370,453	10.55
<b>Total</b>	<b>67,978,542</b>	<b>59,512,987</b>	<b>8,465,555</b>	<b>14.77</b>

Total terminal passenger load for 12 months ended September 30, 1977: 19,814,83

Traffic statistics include data from the San Francisco Tower, FAA and the following air carriers.

- |                                |                                |
|--------------------------------|--------------------------------|
| 1. Air California              | 14. National Airlines          |
| 2. Air Canada                  | 15. Northwest Airlines         |
| 3. Air Charter West            | 16. Pacific Southwest Airlines |
| 4. Airlift International, Inc. | 17. Pan American World Airways |
| 5. American Airlines           | 18. Philippine Airlines        |
| 6. Braniff International       | 19. Qantas Airways, Ltd.       |
| 7. Canadian Pacific Airlines   | 20. Stol Air, Inc.             |
| 8. China Air Lines             | 21. Swift Aire Lines, Inc.     |
| 9. Continental Airlines        | 22. Trans World Airlines, Inc. |
| 10. Delta Air Lines            | 23. United Airlines            |
| 11. The Flying Tiger Lines     | 24. Western Airlines           |
| 12. Hughes Air West            | 25. Cal-Air                    |
| 13. Japan Air Lines, Co., Ltd. | 26. Professional Air Charter   |



Airports Commission  
City and County of San Francisco  
San Francisco International Airport

Comparative Traffic Report  
October 1977

Flight Operations - Arrivals and Departures	1977	October		INCREASE (DECREASE)	
		1976	#	%	
1st & 2nd Level Carrier	21,586	21,351	235	1.10	
3rd Level Carrier	3,336	2,841	495	17.42	
Military	383	386	(3)	(0.78)	
Gen. Aviation	4,859	4,392	197	4.49	
<b>Total</b>	<b>29,894</b>	<b>28,970</b>	<b>924</b>	<b>3.19</b>	
<b>Terminal Load</b>					
<b>Passengers</b>					
In	858,471	759,733	68,738	8.70	
Out	840,663	767,593	73,070	9.52	
	<u>1,699,134</u>	<u>1,557,326</u>	<u>141,808</u>	<u>9.11</u>	
<b>U.S. Mail - Pounds</b>					
In	8,128,521	8,027,940	100,581	1.25	
Out	7,759,655	7,979,613	(219,958)	(2.76)	
<b>Total</b>	<u>15,888,176</u>	<u>16,007,553</u>	<u>(119,377)</u>	<u>(0.75)</u>	
<b>Other cargo - Pounds</b>					
In	36,848,929	29,526,411	7,322,518	24.80	
Out	35,704,713	32,422,212	3,282,501	10.12	
<b>Total</b>	<u>72,553,642</u>	<u>61,948,623</u>	<u>10,605,019</u>	<u>17.12</u>	

Total terminal passenger load for 12 months ended October 31, 1977: 19,956,645

Traffic statistics include data from the San Francisco Tower, FAA and the following air carriers.

- |                                |                                |
|--------------------------------|--------------------------------|
| 1. Air California              | 14. National Airlines          |
| 2. Air Canada                  | 15. Northwest Airlines         |
| 3. Air Charter West            | 16. Pacific Southwest Airlines |
| 4. Airlift International, Inc. | 17. Pan American World Airways |
| 5. American Airlines           | 18. Philippine Airlines        |
| 6. Braniff International       | 19. Qantas Airways. Ltd.       |
| 7. Canadian Pacific Airlines   | 20. Stol Air, Inc.             |
| 8. China Air Lines             | 21. Swift Aire Lines. Inc.     |
| 9. Continental Airlines        | 22. Trans World Airlines, Inc. |
| 10. Delta Air Lines            | 23. United Airlines            |
| 11. The Flying Tiger Lines     | 24. Western Airlines           |
| 12. Hughes Air West            | 25. Cal-Air                    |
|                                | 26. Professional Air Charter   |





Airports Commission  
City and County of San Francisco  
San Francisco International Airport

DOCUMENTS

Comparative Traffic Report  
November 1977

SAN FRANCISCO  
PUBLIC LIBRARY

Flight Operations - Arrivals and Departures	November		INCREASE (DECREASE)	
	1977	1976	#	%
1st & 2nd Level Carrier	20,723	19,909	814	4.09
3rd Level Carrier	3,159	2,263	896	39.59
Military	430	414	16	3.86
Gen. Aviation	4,336	3,985	351	8.81
<b>Total</b>	<b>28,648</b>	<b>26,571</b>	<b>2,077</b>	<b>7.82</b>
<b>Terminal Load</b>				
<b>Passengers</b>				
In	800,000	737,756	62,244	8.44
Out	805,821	726,269	79,552	10.95
<b>Total</b>	<b>1,605,821</b>	<b>1,464,025</b>	<b>141,796</b>	<b>9.69</b>
<b>U.S. Mail - Pounds</b>				
In	8,253,185	7,917,929	335,256	4.23
Out	9,523,804	8,159,713	1,364,091	16.72
<b>Total</b>	<b>17,776,989</b>	<b>16,077,642</b>	<b>1,699,347</b>	<b>10.57</b>
<b>Other cargo - Pounds</b>				
In	32,292,871	27,296,066	4,996,805	18.31
Out	33,721,443	30,352,288	3,369,155	11.10
<b>Total</b>	<b>66,014,314</b>	<b>57,648,354</b>	<b>8,365,960</b>	<b>14.51</b>

Total terminal passenger load for 12 months ended November 30, 1977: 20,098,411

Traffic statistics include data from the San Francisco Tower, FAA and the following air carriers.

- |                                |                                |
|--------------------------------|--------------------------------|
| 1. Air California              | 14. National Airlines          |
| 2. Air Canada                  | 15. Northwest Airlines         |
| 3. Air Charter West            | 16. Pacific Southwest Airlines |
| 4. Airlift International, Inc. | 17. Pan American World Airways |
| 5. American Airlines           | 18. Philippine Airlines        |
| 6. Braniff International       | 19. Qantas Airways, Ltd.       |
| 7. Canadian Pacific Airlines   | 20. Stol Air, Inc.             |
| 8. China Air Lines             | 21. Swift Aire Lines, Inc.     |
| 9. Continental Airlines        | 22. Trans World Airlines, Inc. |
| 10. Delta Air Lines            | 23. United Airlines            |
| 11. The Flying Tiger Lines     | 24. Western Airlines           |
| 12. Hughes Air West            | 25. Cal-Air                    |
|                                | 26. Professional Air Charter   |



Airports Commission  
City and County of San Francisco  
San Francisco International Airport

JAN 31 1978

Comparative Traffic Report  
December 1977

DOCUMENTS DEPT.  
S.F. PUBLIC LIBRARY

Flight Operations - Arrivals and Departures	December		INCREASE (DECREASE)	
	<u>1977</u>	<u>1976</u>	<u>#</u>	<u>%</u>
1st & 2nd Level Carrier	21,512	29,917	595	2.84
3rd Level Carrier	2,928	2,540	388	15.28
Military	365	306	59	19.28
Gen. Aviation	3,459	3,653	(194)	(5.31)
<b>Total</b>	<b>28,264</b>	<b>27,416</b>	<b>848</b>	<b>3.09</b>
<b>Terminal Load</b>				
<b>Passengers</b>				
In	860,973	785,267	75,706	9.64
Out	856,496	781,583	74,913	9.58
<b>Total</b>	<b>1,717,469</b>	<b>1,566,850</b>	<b>150,619</b>	<b>9.61</b>
<b>U.S. Mail - Pounds</b>				
In	11,633,941	11,204,760	429,181	3.83
Out	11,676,166	11,308,091	368,075	3.26
<b>Total</b>	<b>23,310,107</b>	<b>22,512,851</b>	<b>797,256</b>	<b>3.54</b>
<b>Other cargo - Pounds</b>				
In	29,717,369	27,114,001	2,603,368	9.60
Out	30,821,750	30,055,393	766,357	2.55
<b>Total</b>	<b>60,539,119</b>	<b>57,169,394</b>	<b>3,369,725</b>	<b>5.89</b>

Total terminal passenger load for twelve months ended Dec. 31, 1977: 20,249,060

Traffic statistics include data from the San Francisco Tower, FAA and the following air carriers.

- |                             |                                |
|-----------------------------|--------------------------------|
| Air California              | 14. National Airlines          |
| Air Canada                  | 15. Northwest Airlines         |
| Air Charter West            | 16. Pacific Southwest Airlines |
| Airlift International, Inc. | 17. Pan American World Airways |
| American Airlines           | 18. Philippine Airlines        |
| Braniff International       | 19. Qantas Airways. Ltd.       |
| Canadian Pacific Airlines   | 20. Stol Air, Inc.             |
| China Air Lines             | 21. Swift Aire Lines. Inc.     |
| Continental Airlines        | 22. Trans World Airlines, Inc. |
| Delta Air Lines             | 23. United Airlines            |
| The Flying Tiger Lines      | 24. Western Airlines           |
| Hughes Air West             | 25. Cal-Air                    |
| Japan Airlines              | 26. Professional Air Charter   |
|                             | 27. Airway Express Inc,        |



Airports Commission  
City and County of San Francisco  
San Francisco International Airport

MAR 14 1978

Comparative Traffic Report  
January 1978

DOCUMENTS DEPT.  
S.F. PUBLIC LIBRARY

	January		INCREASE (DECREASE)	
	1978	1977	#	%
Flight operations				
Arrivals and De-				
partures-Total	<u>27,962</u>	<u>27,396</u>	566	2.07
1st & 2nd level carriers	21,586	20,973	613	2.92
3rd Level Carrier	2,826	2,494	332	13.31
Military	343	405	(62)	(15.31)
Gen. Aviation	3,207	3,524	(317)	(9.00)
Terminal Load				
Passengers-Total	<u>1,609,763</u>	<u>1,509,180</u>	<u>100,583</u>	6.66
In	810,679	769,155	41,524	5.40
Out	799,084	740,025	59,059	7.98
U.S. Mail-				
Total pounds	<u>15,577,309</u>	<u>14,838,545</u>	<u>738,764</u>	4.98
In	8,078,736	7,780,863	297,873	3.83
Out	7,498,573	7,057,682	440,891	6.25
Other cargo-				
Total pounds	<u>51,794,761</u>	<u>49,018,000</u>	<u>2,776,761</u>	5.66
In	25,288,773	23,812,162	1,476,611	6.20
Out	26,505,988	25,205,838	1,300,150	5.16

Traffic statistics include data from the San Francisco Tower, FAA and the following air carriers.

- |                                |                                |
|--------------------------------|--------------------------------|
| 1. Air California              | 14. National Airlines, Inc.    |
| 2. Air Canada                  | 15. Northwest Airlines         |
| 3. Air Charter West            | 16. Pacific Southwest Airlines |
| 4. Airlift International, Inc. | 17. Pan American World Airways |
| 5. American Airlines           | 18. Philippine Airlines        |
| 6. Braniff International       | 19. Qantas Airways, Ltd.       |
| 7. Canadian Pacific Airlines   | 20. Stol Air, Inc.             |
| 8. China Air Lines             | 21. Swift Aire Lines, Inc.     |
| 9. Continental Airlines        | 22. Trans World Airlines, Inc. |
| 10. Delta Air Lines            | 23. United Airlines            |
| 11. The Flying Tiger Lines     | 24. Western Airlines           |
| 12. Hughes Air West            | 25. Cal-Air                    |
| 13. Japan Air Lines Co. Ltd    | 26. Professional Air Charter   |



Airports Commission  
City and County of San Francisco  
San Francisco International Airport

MAR 31 1978

Comparative Traffic Report  
February 1978

DOCUMENTS DEPT.  
S.F. PUBLIC LIBRARY

	1978	February 1977	INCREASE (DECREASE)	
			#	%
Flight operations				
Arrivals and Departures-Total	<u>25,396</u>	<u>24,770</u>	626	2.53
1st & 2nd level carriers	19,461	18,952	509	2.69
3rd Level Carrier	2,339	2,250	89	3.96
Military	326	345	(19)	(5.51)
Gen. Aviation	3,270	3,223	47	1.46
Terminal Load				
Passengers-Total	<u>1,417,764</u>	<u>1,284,847</u>	<u>132,917</u>	<u>10.34</u>
In	<u>721,203</u>	<u>650,227</u>	<u>70,976</u>	<u>10.92</u>
Out	696,561	634,620	61,941	9.76
U.S. Mail-				
Total pounds	<u>16,121,130</u>	<u>14,406,622</u>	<u>1,714,508</u>	<u>11.90</u>
In	<u>8,221,217</u>	<u>7,440,948</u>	<u>780,269</u>	<u>10.49</u>
Out	7,899,913	6,965,674	934,239	13.41
Other cargo				
Total pounds	<u>55,394,218</u>	<u>49,539,864</u>	<u>5,854,354</u>	<u>11.82</u>
In	<u>28,332,061</u>	<u>23,555,575</u>	<u>4,776,486</u>	<u>20.28</u>
Out	27,062,157	25,984,289	1,077,868	4.15

Total In and Out passengers for 12 months ending February 28, 1978: 20,482,560

Traffic statistics include data from the San Francisco Tower, FAA and the following air carriers.

- |                                |                                |
|--------------------------------|--------------------------------|
| 1. Air California              | 14. National Airlines, Inc.    |
| 2. Air Canada                  | 15. Northwest Airlines         |
| 3. Air Charter West            | 16. Pacific Southwest Airlines |
| 4. Airlift International, Inc. | 17. Pan American World Airways |
| 5. American Airlines           | 18. Philippine Airlines        |
| 6. Braniff International       | 19. Qantas Airways, Ltd.       |
| 7. Canadian Pacific Airlines   | 20. Stol Air, Inc.             |
| 8. China Air Lines             | 21. Swift Aire Lines, Inc.     |
| 9. Continental Airlines        | 22. Trans World Airlines, Inc. |
| 10. Delta Air Lines            | 23. United Airlines            |
| 11. The Flying Tiger Lines     | 24. Western Airlines           |
| 12. Hughes Air West            | 25. Cal-Air                    |
| 13. Japan Air Lines Co. Ltd    | 26. Professional Air Charter   |





Airports Commission  
City and County of San Francisco  
San Francisco International Airport

MAY 8 1978

Comparative Traffic Report  
March 1978

DOCUMENTS DEPT.  
S.F. PUBLIC LIBRARY

	1978	March 1977	#	INCREASE (DECREASE)	%
Flight operations					
Arrivals and De- partures-Total	<u>29,127</u>	<u>28,683</u>	<u>444</u>		<u>1.55</u>
1st & 2nd level carriers	22,101	21,169	932		4.40
3rd Level Carrier	2,399	2,854	(455)		(15.94)
Military	345	448	(103)		(22.99)
Gen. Aviation	4,282	4,212	70		1.66
Terminal Load					
Passengers-Total	<u>1,799,808</u>	<u>1,525,497</u>	<u>274,311</u>		<u>17.98</u>
In	<u>908,227</u>	<u>763,896</u>	<u>144,331</u>		<u>18.89</u>
Out	891,581	761,601	129,980		17.07
U.S. Mail-					
Total pounds	<u>19,577,087</u>	<u>16,565,884</u>	<u>3,011,203</u>		<u>18.18</u>
In	<u>10,504,361</u>	<u>8,420,660</u>	<u>2,083,701</u>		<u>24.75</u>
Out	9,072,726	8,145,224	927,502		11.39
Other cargo					
Total pounds	<u>68,459,042</u>	<u>59,205,231</u>	<u>9,253,811</u>		<u>15.63</u>
In	<u>34,639,888</u>	<u>29,337,383</u>	<u>5,302,505</u>		<u>18.07</u>
Out	33,819,154	29,867,848	3,951,306		13.23
Cars Exited (Garage/Lots)	254,759	220,945	33,874		15.3

Total In and Out passengers for 12 months ending March 31, 1978: 20,756,871

Traffic statistics include data from the San Francisco Tower, FAA and the following air carriers.

- |                                |                                |
|--------------------------------|--------------------------------|
| 1. Air California              | 14. National Airlines, Inc.    |
| 2. Air Canada                  | 15. Northwest Airlines         |
| 3. Air Charter West            | 16. Pacific Southwest Airlines |
| 4. Airlift International, Inc. | 17. Pan American World Airways |
| 5. American Airlines           | 18. Philippine Airlines        |
| 6. Braniff International       | 19. Qantas Airways, Ltd.       |
| 7. Canadian Pacific Airlines   | 20. Stol Air, Inc.             |
| 8. China Air Lines             | 21. Swift Aire Lines, Inc.     |
| 9. Continental Airlines        | 22. Trans World Airlines, Inc. |
| 10. Delta Air Lines            | 23. United Airlines            |
| 11. The Flying Tiger Lines     | 24. Western Airlines           |
| 12. Hughes Air West            | 25. Cal-Air                    |
| 13. Japan Air Lines Co. Ltd    | 26. Professional Air Charter   |



Airports Commission  
 City and County of San Francisco  
 San Francisco International Airport

MAY 26 1978

DOCUMENTS DEPT.  
 S.F. PUBLIC LIBRARY

Comparative Traffic Report  
 April 1978

	April 1978	April 1977	INCREASE (DECREASE) #	%
Flight operations				
Arrivals and De- partures-Total	<u>28,234</u>	<u>28,113</u>	<u>121</u>	<u>0.43</u>
1st & 2nd level carriers	21,234	20,706	528	2.55
3rd Level Carrier	2,228	2,892	(664)	(22.96)
Military	452	487	(35)	(7.19)
Gen. Aviation	4,320	4,028	292	7.25
Terminal Load				
Passengers-Total	<u>1,711,153</u>	<u>1,593,685</u>	<u>117,468</u>	<u>7.37</u>
In	<u>860,793</u>	<u>800,698</u>	<u>60,095</u>	<u>7.51</u>
Out	850,360	792,987	57,373	7.24
U.S. Mail-				
Total pounds	<u>17,667,092</u>	<u>14,997,814</u>	<u>2,669,278</u>	<u>17.80</u>
In	<u>8,560,399</u>	<u>7,462,733</u>	<u>1,097,666</u>	<u>14.71</u>
Out	9,106,693	7,535,081	1,571,612	20.86
Other cargo				
Total pounds	<u>62,446,627</u>	<u>54,957,645</u>	<u>7,488,982</u>	<u>13.63</u>
In	<u>30,898,708</u>	<u>25,602,484</u>	<u>5,296,224</u>	<u>20.69</u>
Out	31,547,919	29,355,161	2,192,758	7.47
Cars Exited (Garage/Lots)	242,668	246,061	(3,393)	(1.4)

Total In and Out passengers for 12 months ending April 30, 1978: 20,874,339

Traffic statistics include data from the San Francisco Tower, FAA and the following air carriers.

- |                                |                                |
|--------------------------------|--------------------------------|
| 1. Air California              | 13. National Airlines, Inc.    |
| 2. Air Canada                  | 14. Northwest Airlines         |
| 3. Airlift International, Inc. | 15. Pacific Southwest Airlines |
| 4. American Airlines           | 16. Pan American World Airways |
| 5. Braniff International       | 17. Philippine Airlines        |
| 6. Canadian Pacific Airlines   | 18. Qantas Airways, Ltd.       |
| 7. China Air Lines             | 19. Stol Air, Inc.             |
| 8. Continental Airlines        | 20. Swift Aire Lines, Inc.     |
| 9. Delta Air Lines             | 21. Trans World Airlines, Inc. |
| 10. The Flying Tiger Lines     | 22. United Airlines            |
| 11. Hughes Air West            | 23. Western Airlines           |
| 12. Japan Air Lines, Co. Ltd   | 24. Cal-Air                    |
|                                | 25. Professional Air Charter   |
|                                | 26. Singapore Airlines         |



F  
45  
6  
78

Airports Commission  
City and County of San Francisco  
San Francisco International Airport

JUN 30 1978

Comparative Traffic Report  
May 1978

DOCUMENTS DEPT  
SF PUBLIC LIBRARY

	1978	May 1977	INCREASE (DECREASE) #	%
Flight Operations				
Arrivals and Departures-Total	<u>29,688</u>	<u>28,430</u>	<u>1,258</u>	<u>4.42</u>
1st & 2nd level carriers	22,056	21,323	733	3.44
3rd Level Carrier	1,939	2,661	(722)	(27.13)
Military	441	410	31	7.56
Gen. Aviation	5,252	4,036	1,216	30.13
Terminal Load				
Passengers-Total	<u>1,869,163</u>	<u>1,629,987</u>	<u>239,176</u>	<u>14.67</u>
In	938,028	817,072	120,956	14.80
Out	931,135	812,915	118,220	14.54
U.S. Mail-				
Total pounds	<u>17,210,112</u>	<u>15,692,380</u>	<u>1,517,732</u>	<u>9.67</u>
In	8,611,286	8,006,749	604,537	7.55
Out	8,598,826	7,685,631	913,195	11.88
Other cargo				
Total pounds	<u>70,434,463</u>	<u>62,618,914</u>	<u>7,815,549</u>	<u>12.48</u>
In	32,503,013	26,023,699	6,479,314	24.90
Out	37,931,450	36,595,215	1,336,235	3.65
Cars Exited (Garage/Lots)	268,192	257,523	10,669	4.1

Total In and Out passengers for 12 months ending May 31, 1978: 21,113,521

Traffic statistics include data from the San Francisco Tower, FAA and the following air carriers.

- |                                |                                |
|--------------------------------|--------------------------------|
| 1. Air California              | 17. Northwest Airlines, Inc.   |
| 2. Air Canada                  | 18. Pacific Southwest Airlines |
| 3. Airlift International, Inc. | 19. Pan American World Airways |
| 4. American Airlines           | 20. Philippine Airlines        |
| 5. Braniff International       | 21. Qantas Airways, Ltd.       |
| 6. British Airways             | 22. Stol Air, Inc.             |
| 7. Canadian Pacific Airlines   | 23. Swift Aire Lines, Inc.     |
| 8. China Air Lines             | 24. Trans World Airlines, Inc. |
| 9. Continental Airlines        | 25. United Airlines            |
| 10. Delta Air Lines            | 26. Western Airlines           |
| 11. Edson Air Systems          | 27. Nor Cal Airlines           |
| 12. Federal Express            | 28. Professional Air Charter   |
| 13. The Flying Tiger Lines     | 29. Singapore Airlines         |
| 14. Hughes Air West            | 30. Yosemite Airlines          |
| 15. Japan Air Lines, Co. Ltd   | 31. Eureka Aero                |
| 16. National Airlines, Inc.    |                                |



45  
6  
78

Airports Commission  
City and County of San Francisco  
San Francisco International Airport

AUG 2 1978

Comparative Traffic Report  
June 1978

DOCUMENTS DEPT  
S.F. PUBLIC LIBRARY

	June 1978	June 1977	INCREASE (DECREASE) #	%
Flight Operations				
Arrivals and De- partures-Total	<u>30,773</u>	<u>29,096</u>	<u>1,677</u>	<u>5.76</u>
1st & 2nd level carriers	22,895	21,727	1,168	5.38
3rd Level Carrier	2,035	2,849	(814)	(28.57)
Military	425	423	2	.047
Gen. Aviation	5,418	4,097	1,321	32.24
Terminal Load				
Passengers-Total	<u>2,130,513</u>	<u>1,819,248</u>	<u>311,265</u>	<u>17.11</u>
In	<u>1,077,416</u>	<u>906,602</u>	<u>170,814</u>	<u>18.84</u>
Out	1,053,097	912,646	140,451	15.37
U.S. Mail-				
Total pounds	<u>14,904,416</u>	<u>16,832,606</u>	<u>(1,928,190)</u>	<u>(11.46)</u>
In	<u>7,621,727</u>	<u>8,532,586</u>	<u>(910,859)</u>	<u>(10.68)</u>
Out	7,282,689	8,300,020	(1,017,331)	(12.26)
Other cargo				
Total pounds	<u>71,959,163</u>	<u>65,548,611</u>	<u>6,410,552</u>	<u>9.78</u>
In	<u>35,042,640</u>	<u>30,713,700</u>	<u>4,328,940</u>	<u>14.09</u>
Out	36,916,523	34,834,911	2,081,612	5.96
Cars Exited (Garage/Lots)	336,053	307,521	28,532	9.30

Total In and Out passengers for 12 months ending May 31, 1978: 21,424,730

Traffic statistics include data from the San Francisco Tower, FAA and the following air carriers.

- |   |   |
|---|---|
| <ol style="list-style-type: none"> <li>1. Air California</li> <li>2. Air Canada</li> <li>3. Air Charter West</li> <li>4. Airlift International, Inc.</li> <li>5. American Airlines</li> <li>6. Braniff International</li> <li>7. British Airways</li> <li>8. Canadian Pacific Airlines</li> <li>9. China Air Lines</li> <li>10. Continental Airlines</li> <li>11. Delta Air Lines</li> <li>12. Edson Air Systems</li> <li>13. Federal Express</li> <li>14. The Flying Tiger Lines</li> <li>15. Hughes Air West</li> <li>16. Japan Air Lines, Co. Ltd</li> </ol> | <ol style="list-style-type: none"> <li>17. National Airlines, Inc.</li> <li>18. Northwest Airlines, Inc.</li> <li>19. Pacific Southwest Airlines</li> <li>20. Pan American World Airways</li> <li>21. Philippine Airlines</li> <li>22. Qantas Airways, Ltd.</li> <li>23. Stol Air, Inc.</li> <li>24. Swift Aire Lines, Inc.</li> <li>25. Trans World Airlines, Inc.</li> <li>26. United Airlines</li> <li>27. Western Airlines</li> <li>28. Nor Cal Airlines</li> <li>29. Professional Air Charter</li> <li>30. Singapore Airlines</li> <li>31. Yosemite Airlines</li> <li>32. Eureka Aero</li> </ol> |
|---|---|





Airports Commission  
City and County of San Francisco  
San Francisco International Airport

SEP 21 1978

Comparative Traffic Report  
July 1978

DOCUMENTS DEPT.  
S.F. PUBLIC LIBRARY

	July		INCREASE (DECREASE)	
	1978	1977	#	%
Flight Operations				
Arrivals and De- partures-Total	<u>31,402</u>	<u>30,804</u>	<u>598</u>	<u>1.94</u>
1st & 2nd level carriers	24,448	23,114	1,334	5.77
3rd Level Carrier	1,711	2,703	(992)	(36.70)
Military	336	365	(29)	(7.95)
Gen. Aviation	4,907	4,622	598	1.94
Terminal Load				
Passengers-Total	<u>2,313,056</u>	<u>1,992,311</u>	<u>320,745</u>	<u>16.10</u>
In	1,179,569	1,012,579	166,990	16.49
Out	1,133,487	979,732	153,755	15.69
U.S. Mail-				
Total pounds	<u>16,538,640</u>	<u>15,315,352</u>	<u>1,223,288</u>	<u>7.99</u>
In	7,664,778	7,981,519	(316,741)	(3.97)
Out	8,873,862	7,333,833	1,540,029	21.00
Other cargo				
Total pounds	<u>72,246,679</u>	<u>65,445,102</u>	<u>6,801,577</u>	<u>10.39</u>
In	35,172,549	32,167,051	3,005,498	9.34
Out	37,074,130	33,278,051	3,796,079	11.41
Cars Exited (Garage/Lots)	364,992	338,250	26,742	7.9

Total In and Out passengers for 12 months ending July 31, 1978: 21,745,525

Traffic statistics include data from the San Francisco Tower, FAA and the following air carriers.

- |  |   |
|--|---|
| <ol style="list-style-type: none"> <li>1. Air California</li> <li>2. Air Canada</li> <li>3. Air Charter West</li> <li>4. Airlift International, Inc.</li> <li>5. American Airlines</li> <li>6. Braniff International</li> <li>7. British Airways</li> <li>8. China Air Lines</li> <li>9. Continental Airlines</li> <li>10. Delta Air Lines</li> <li>11. Eureka Aero</li> <li>12. Federal Express</li> <li>13. The Flying Tiger Lines</li> <li>14. Hughes Air West</li> <li>15. Japan Air Lines, Co. Ltd</li> </ol> | <ol style="list-style-type: none"> <li>17. National Airlines, Inc.</li> <li>18. Northwest Airlines, Inc.</li> <li>19. Pacific Southwest Airlines</li> <li>20. Pan American World Airways</li> <li>21. Philippine Airlines</li> <li>22. Professional Charter</li> <li>23. Qantas Airways, Ltd.</li> <li>24. Singapore Airlines</li> <li>25. Stol Air, Inc.</li> <li>26. Swift Aire Lines, Inc.</li> <li>27. Trans World Airlines, Inc.</li> <li>28. United Airlines</li> <li>29. Western Airlines</li> <li>30. Nor Cal Airlines</li> </ol> |
|--|---|



SF  
A45  
16  
-78

Airports Commission  
City and County of San Francisco  
San Francisco International Airport

Comparative Traffic Report  
August 1978

SEP 29 1978

DOCUMENT 3501

	August		INCREASE (DECREASE)	
	1978	1977	#	%
Flight Operations				
Arrivals and Departures-Total	32,326	31,098	1,228	3.95
1st & 2nd level carriers	24,665	23,198	1,467	6.32
3rd Level Carrier	1,921	3,148	(1,227)	(38.98)
Military	310	430	(120)	(27.91)
Gen. Aviation	5,430	4,322	1,108	25.64
Terminal Load				
Passengers-Total	2,481,997	2,161,874	320,123	14.81
In	1,242,205	1,081,048	161,157	14.91
Out	1,239,792	1,080,826	158,966	14.71
U.S. Mail-				
Total pounds	17,266,606	15,678,321	1,588,285	10.13
In	8,705,158	8,304,929	400,229	4.82
Out	8,561,448	7,373,392	1,188,056	16.11
Other cargo				
Total pounds	78,916,393	69,897,243	9,019,150	12.90
In	39,082,504	33,317,091	5,765,413	17.30
Out	39,833,889	36,580,152	3,253,737	8.89
Cars Exited (Garage/Lots)	393,489	363,922	29,567	8.1

Total In and Out passengers for 12 months ending August 31, 1978: 22,065,648

Traffic statistics include data from the San Francisco Tower, FAA and the following air carriers.

- |                                |                                |
|--------------------------------|--------------------------------|
| 1. Air California              | 17. Mexicana Airlines          |
| 2. Air Canada                  | 18. National Airlines, Inc.    |
| 3. Air Charter West            | 19. Northwest Airlines, Inc.   |
| 4. Airlift International, Inc. | 20. Pacific Southwest Airlines |
| 5. American Airlines           | 21. Pan American World Airways |
| 6. Braniff International       | 22. Phillippine Airlines       |
| 7. British Airways             | 23. Professional Air Charter   |
| 8. Canadian Pacific Airlines   | 24. Qantas Airways, Ltd.       |
| 9. China Air Lines             | 25. Singapore Airlines         |
| 10. Continental Airlines       | 26. Stol Air, Inc.             |
| 11. Delta Airlines             | 27. Swift Aire Lines, Inc.     |
| 12. Eureka Aero                | 28. Trans World Airlines, Inc. |
| 13. Federal Express            | 29. United Airlines            |
| 14. The Flying Tiger Lines     | 30. Western Airlines           |
| 15. Hughes Air West            |                                |
| 16. Japan Air Lines, Co. Ltd   |                                |



SF  
A45  
#6  
7-78

Airports Commission  
City and County of San Francisco  
San Francisco International Airport

OCT 26 1978

Comparative Traffic Report  
September 1978

DOCUMENTS DEPT.  
S.F. PUBLIC LIBRARY

	September 1978	September 1977	#	INCREASE (DECREASE) %
Flight Operations				
Arrivals and De-				
partures-Total	<u>30,935</u>	<u>29,590</u>	<u>1,345</u>	<u>4.55</u>
1st & 2nd level carriers	23,453	21,331	2,122	9.95
3rd Level Carrier	1,917	3,154	(1,237)	(39.22)
Military	255	416	(161)	(38.70)
Gen. Aviation	5,310	4,689	621	13.74
Terminal Load				
Passengers-Total	2,014,462	1,710,007	304,455	17.80
In	<u>1,011,578</u>	<u>857,489</u>	<u>154,089</u>	<u>17.97</u>
Out	1,002,884	852,518	150,366	17.64
J.S. Mail-				
Total pounds	<u>15,800,522</u>	<u>15,644,939</u>	<u>155,583</u>	<u>0.99</u>
In	8,263,993	7,937,294	326,699	4.12
Out	7,536,529	7,707,645	(171,116)	(2.22)
Other cargo				
Total pounds	<u>74,793,392</u>	<u>67,978,542</u>	<u>6,814,850</u>	<u>10.03</u>
In	37,161,465	32,675,055	4,486,410	13.73
Out	37,631,927	35,303,487	2,328,440	6.60
Cars Exited (Grage/Lots)	296,705	273,106	23,599	8.6

Total In and Out passengers for 12 months ending September 30, 1978: 22,370,103

Traffic statistics include data from the San Francisco Tower, FAA and the following air carriers.

- |                                |                                |
|--------------------------------|--------------------------------|
| 1. Air California              | 16. Japan Air Lines, Co. Ltd.  |
| 2. Air Canada                  | 17. Mexicana Airlines          |
| 3. Air Charter West            | 18. National Airlines, Inc.    |
| 4. Airlift International, Inc. | 19. Northwest Airlines         |
| 5. American Airlines           | 20. Pacific Southwest Airlines |
| 6. Braniff International       | 21. Pan American World Airways |
| 7. British Airways             | 22. Phillippine Airlines       |
| 8. Canadian Pacific Airlines   | 23. Professional Air Charter   |
| 9. China Air Lines             | 24. Qantas Airways, Ltd.       |
| 10. Continental Airlines       | 25. Singapore Airlines         |
| 11. Delta Airlines             | 26. Stol Air, Inc.             |
| 12. Eureka Aero                | 27. Swift Air Lines, Inc.      |
| 13. Federal Express            | 28. Trans World Airlines, Inc. |
| 14. The Flying Tiger Lines     | 29. United Airlines            |
| 15. Hughes Air West            | 30. Western Airlines           |



Airports Commission  
 City and County of San Francisco  
 San Francisco International Airport

DEC 8 1978  
 DOCU  
 S.F. PU

Comparative Traffic Report  
 October 1978

	October 1978	October 1977	INCREASE (DECREASE)	
			#	%
Flight Operations				
Arrivals and Departures-Total	<u>31,217</u>	<u>29,894</u>	<u>1,323</u>	<u>4.43</u>
1st & 2nd level carriers	23,310	21,586	1,724	7.99
3rd Level Carriers	2,087	3,336	(1,249)	(37.44)
Military	216	383	(167)	(43.60)
Gen. Aviation	5,604	4,589	1,015	22.12
Terminal Load				
Passengers-Total	<u>1,935,186</u>	<u>1,699,134</u>	<u>236,052</u>	<u>13.89</u>
In	969,034	858,471	110,613	12.88
Out	966,102	840,663	125,439	14.92
U.S. Mail				
Total pounds	<u>17,290,564</u>	<u>15,888,176</u>	<u>1,402,388</u>	<u>8.83</u>
In	8,689,429	8,128,521	560,908	6.90
Out	8,601,135	7,759,655	841,480	10.84
Other cargo				
Total pounds	<u>77,168,921</u>	<u>72,553,642</u>	<u>4,615,279</u>	<u>6.36</u>
In	38,943,869	36,848,929	2,094,940	5.69
Out	38,225,052	35,704,713	2,520,339	7.06
Cars Exited (Garage/Lots)	272,504	250,516	21,988	8.8

Total In and Out passengers for 12 months ending October 31, 1978: 22,606,886

Traffic statistics include data from the San Francisco Tower, FAA and the following air carriers.

- |                              |                                |
|------------------------------|--------------------------------|
| 1. Air California            | 18. Japan Air Lines            |
| 2. Air Canada                | 19. Mexicana Airlines          |
| 3. Airlift International*    | 20. National Airlines          |
| 4. American Airlines         | 21. Northwest Airlines         |
| 5. Braniff International     | 22. Pacific Southwest Airlines |
| 6. British Airways           | 23. Pan American World Airways |
| 7. Canadian Pacific Airlines | 24. Philippine Airlines        |
| 8. China Air Lines           | 25. Pro Air Charter*           |
| 9. Continental Airlines      | 26. Qantas Airways             |
| 10. Delta Airlines           | 27. Singapore Airlines*        |
| 11. Edson Air Systems*       | 28. Seaboard World Airlines*   |
| 12. Eureka Aero#             | 29. Swift Air Lines#           |
| 13. Evergreen Int'l.*        | 30. Trans World Airlines       |
| 14. Federal Express*         | 31. United Airlines            |
| 15. Flying Tiger Lines*      | 32. Westair Commuter#          |
| 16. Golden Eagle#            | 33. Western Airlines           |
| 17. Hughes Air West          | 34. Yosemite#                  |

Cargo only  
 Commuter





SF  
 A45  
 #6  
 11-78 c2

JAN 3 1979

DOCUMENTS DEPT.  
 S.F. PUBLIC LIBRARY

SAN FRANCISCO INTERNATIONAL AIRPORT  
 415 / 761-0800

SAN FRANCISCO, CALIFORNIA 94128  
 P. O. BOX 8097



*Airport Commission*

Comparative Traffic Report  
 November 1978

	November		INCREASE (DECREASE)	
	1978	1977	#	%
Flight operations				
Arrivals and Departures-Total	<u>29,431</u>	<u>28,648</u>	<u>783</u>	<u>2.73</u>
1st & 2nd level carriers	22,698	20,723	1,975	9.53
3rd Level Carriers	1,705	3,159	(1,454)	(46.03)
Military	230	430	(200)	(46.51)
Gen. Aviation	4,798	4,336	462	10.65
Terminal Load				
Passengers-Total	<u>1,853,457</u>	<u>1,605,821</u>	<u>247,636</u>	<u>15.42</u>
In	930,066	800,000	130,066	16.26
Out	923,391	805,821	117,570	14.59
U.S. Mail				
Total pounds	<u>17,738,397</u>	<u>17,776,989</u>	<u>(38,592)</u>	<u>(0.22)</u>
In	9,469,953	8,253,185	1,216,768	14.73
Out	8,268,444	9,523,804	(1,255,360)	(13.18)
Other cargo				
Total pounds	<u>74,822,468</u>	<u>66,014,314</u>	<u>8,808,154</u>	<u>13.34</u>
In	37,649,444	32,292,871	5,356,573	16.59
Out	37,173,024	33,721,443	3,451,581	10.24
Cars Exited (Garage/Lots)	264,588	239,867	24,721	10.3

Total In and Out passengers for 12 months ending November 30, 1978: 22,353,797

Traffic statistics include data from the San Francisco Tower, FAA and the following air carriers.

- |                              |                                |
|------------------------------|--------------------------------|
| 1. Air California            | 18. Japan Air Lines            |
| 2. Air Canada                | 19. Mexicana Airlines          |
| 3. Airlift International*    | 20. National Airlines          |
| 4. American Airlines         | 21. Northwest Airlines         |
| 5. Braniff International     | 22. Pacific Southwest Airlines |
| 6. British Airways           | 23. Pan American World Airways |
| 7. Canadian Pacific Airlines | 24. Philippine Airlines        |
| 8. China Air Lines           | 25. Pro Air Charter*           |
| 9. Continental Airlines      | 26. Qantas Airways             |
| 10. Delta Airlines           | 27. Singapore Airlines*        |
| 11. Edson Air Systems*       | 28. Seaboard World Airlines*   |
| 12. Eureka Aero#             | 29. Swift Air Lines#           |
| 13. Evergreen Int'l.*        | 30. Trans World Airlines       |
| 14. Federal Express*         | 31. United Airlines            |
| 15. Flying Tiger Lines*      | 32. Westair Commuter#          |
| 16. Golden Eagle#            | 33. Western Airlines           |
| 17. Hughes Air West          | 34. Yosemite#                  |

\* Cargo only      # Commuter



SF  
A45  
\*6  
12-78



= Cliparts

SAN FRANCISCO INTERNATIONAL AIRPORT  
415 / 761-0800

SAN FRANCISCO, CALIFORNIA 94128  
P. O. BOX 8097

Comparative Traffic Report  
December

	December		increase (decrease)	
	1978	1977	#	%
Flight operations				
Arrivals and de- partures-Total	29,405	28,264	1,141	4.04
1st level carriers	23,264	21,512	1,752	8.14
3rd level Carriers	1,715	2,928	(1,213)	(41.43)
Military	193	365	(172)	(47.12)
Gen. Aviation	4,233	3,459	774	22.38
Total Passengers	1,904,281	1,717,469	186,812	10.88
In	955,862	860,973	94,889	11.02
Out	948,419	856,496	91,923	10.73
Total U.S. Mail-Pounds	23,006,212	23,310,107	(303,895)	(1.30)
In	11,720,963	11,633,941	87,022	0.75
Out	11,285,249	11,676,166	(390,917)	(3.35)
Total other cargo-pounds	67,568,041	60,539,119	7,028,922	11.61
In	34,753,247	29,717,369	5,035,878	16.95
Out	32,814,794	30,821,750	1,993,044	6.47
Cars exited (garage/lot)	313,795	291,559	22,236	7.6

Total passengers for 12 months ending December 31, 1978: 23,040,603

Data from the San Francisco Tower, FAA and the following air carriers.

- |                              |                                |
|------------------------------|--------------------------------|
| 1. Air California            | 19. Japan Air Lines            |
| 2. Air Canada                | 20. Mexicana Airlines          |
| 3. Airlift International*    | 21. National Airlines          |
| 4. Air Pacific#              | 22. Northwest Airlines         |
| 5. American Airlines         | 23. Pacific Southwest Airlines |
| 6. Braniff International     | 24. Pan American World Airways |
| 7. British Airways           | 25. Philippine Airlines        |
| 8. Canadian Pacific Airlines | 26. Pro Air Charter*           |
| 9. China Air Lines           | 27. Qantas Airways             |
| 10. Continental Airlines     | 28. Singapore Airlines*        |
| 11. Delta Airlines           | 29. Seaboard World Airlines*   |
| 12. Eastern Airlines         | 30. Swift Air Lines#           |
| 13. Edson Air Systems*       | 31. Trans World Airlines       |
| 14. Evergreen Int'l.*        | 32. United Airlines            |
| 15. Federal Express*         | 33. Wastair Commuter#          |
| 16. Flying Tiger Lines*      | 34. Western Airlines           |
| 17. Golden Eagle#            | 35. Yosemite#                  |
| 18. Hughes Air West          |                                |

\* Cargo # 3rd level commuter



SF  
A45  
#6 1/79

# news from

SAN FRANCISCO INTERNATIONAL AIRPORT  
415 / 761-0800

## Comparative Traffic Report



*Airports Commission*

SAN FRANCISCO, CALIFORNIA 94128  
P. O. BOX 8097

APR 11 1979

January 1979

DOCUMENTS DEPT.  
S.F. PUBLIC LIBRARY

	1979	1978	#	increase (decrease) %
Flight operations				
Arrivals and de- partures-Total	<u>29444</u>	<u>27,962</u>	<u>1,482</u>	<u>5.30</u>
1st level carriers	23,232	21,586	1,646	7.63
3rd level carriers	1,844	2,826	(982)	(34.75)
Military	221	343	(122)	(35.57)
Gen. Aviation	4,147	3,207	940	(29.31)
Total Passengers	<u>1,840,252</u>	<u>1,609,763</u>	<u>230,489</u>	<u>14.31</u>
In	<u>932,546</u>	<u>810,697</u>	<u>121,867</u>	<u>15.03</u>
Out	<u>907,706</u>	<u>799,084</u>	<u>108,622</u>	<u>13.59</u>
Total U.S. Mail-Pounds	<u>16,700,479</u>	<u>15,577,309</u>	<u>1,123,170</u>	<u>7.21</u>
In	<u>8,741,595</u>	<u>8,078,736</u>	<u>662,859</u>	<u>8.20</u>
Out	<u>8,076,006</u>	<u>7,498,573</u>	<u>577,433</u>	<u>7.70</u>
Total other cargo-pounds	<u>60,905,111</u>	<u>51,794,761</u>	<u>9,110,350</u>	<u>17.59</u>
In	<u>32,783,312</u>	<u>25,288,773</u>	<u>7,494,539</u>	<u>29.63</u>
Out	<u>28,121,799</u>	<u>26,505,988</u>	<u>1,615,811</u>	<u>6.10</u>
Cars exited(garage/lot)	274,372	248,932	25,440	10.2

Total passengers for 12 months ending January 31, 1979: 23,279,092

Data from the San Francisco Tower, FAA and the following air carriers.

- |                              |                                |
|------------------------------|--------------------------------|
| 1. Air California            | 19. Japan Air Lines            |
| 2. Air Canada                | 20. Mexicana Airlines          |
| 3. Airlift International*    | 21. National Airlines          |
| 4. Air Pacific#              | 22. Northwest Airlines         |
| 5. American Airlines         | 23. Pacific Southwest Airlines |
| 6. Braniff International     | 24. Pan American World Airways |
| 7. British Airways           | 25. Philippine Airlines        |
| 8. Canadian Pacific Airlines | 26. Qantas Airways             |
| 9. China Air Lines           | 27. Singapore Airlines*        |
| 10. Continental Airlines     | 28. Seaboard World Airlines*   |
| 11. Delta Airlines           | 29. Swift Air Lines#           |
| 12. Eastern Airlines         | 30. Trans World Airlines       |
| 13. Edson Air Systems*       | 31. United Airlines            |
| 14. Evergreen Int'l.*        | 32. Westair Commuter#          |
| 15. FederalExpress*          | 33. Western Airlines           |
| 16. Flying Tiger Lines*      | 34. Yosemite#                  |
| 17. Golden Eagle#            |                                |
| 18. Hughes Air West          |                                |

\* Cargo #3rd level commuter



SF  
A45  
#6  
2-79 c2

APR 5 1979

DOCUMENTS DEPT.  
S.F. PUBLIC LIBRARY

*Reports Comm*

SAN FRANCISCO INTERNATIONAL AIRPORT  
415 / 761-0800

SAN FRANCISCO, CALIFORNIA 94128  
P. O. BOX 8097



Comparative Traffic Report

		February		increase (decrease)	
		1979	1978	#	%
Flight Operations					
Arrivals and de-					
partures-Total	<u>27,519</u>	<u>25,396</u>	<u>2,123</u>	<u>8.36</u>	
1st level carriers	21,476	19,461	2,015	10.35	
3rd level carriers	1,726	2,339	(613)	(26.21)	
Military	232	326	(94)	(28.85)	
Gen. Aviation	4,085	3,270	815	24.92	
Total Passengers	<u>1,766,725</u>	<u>1,417,764</u>	<u>348,961</u>	<u>24.61</u>	
In	901,225	721,203	180,022	24.96	
Out	865,500	696,561	168,939	24.25	
Total U.S.					
Mail-Pounds	<u>15,753,909</u>	<u>16,121,130</u>	<u>(367,221)</u>	<u>( 2.28)</u>	
In	8,284,110	8,221,217	62,893	0.77	
Out	7,469,799	7,899,913	430,114	5.44	
Total other					
cargo-pounds	<u>53,007,015</u>	<u>55,394,218</u>	<u>(2,387,203)</u>	<u>( 4.31)</u>	
In	25,370,954	28,332,061	(2,961,107)	(10.45)	
Out	27,636,061	27,062,157	573,904	2.12	
Cars exited (garage)	232,115	196,673	35,442	18.02	
(1st)					

Total passengers for 12 months ending February 28, 1979: 23,620,053

Data from the San Francisco Tower, FAA and the following air carriers.

- |                              |                                |
|------------------------------|--------------------------------|
| 1. Air California            | 19. Japan Airlines             |
| 2. Air Canada                | 20. Mexicana Airlines          |
| 3. Airlift International*    | 21. National Airlines          |
| 4. Air Pacific#              | 22. Northwest Airlines         |
| 5. American Airlines         | 23. Pacific Southwest Airlines |
| 6. Braniff International     | 24. Pan American World Airways |
| 7. British Airways           | 25. Philippine Airlines        |
| 8. Canadian Pacific Airlines | 26. Qantas Airways             |
| 9. China Air Lines           | 27. Singapore Airlines*        |
| 10. Continental Airlines     | 28. Seaboard World Airlines    |
| 11. Delta Airlines           | 29. Swift Air Lines#           |
| 12. Eastern Airlines         | 30. Trans World Airlines       |
| 13. Edson Air Systems*       | 31. United Airlines            |
| 14. Evergreen Int'l.*        | 32. WestAir Commuter#          |
| 15. Federal Express*         | 33. Western Airlines           |
| 16. Flying Tiger Lines*      | 34. Yosemite#                  |
| 17. Golden Eagle#            |                                |
| 18. Hughes Air West          |                                |
| * Cargo #3rd level           |                                |





SF  
A45

#6  
3-79

MAY 1 1979

DOCUMENTS DEPT.  
S.F. PUBLIC LIBRARY

SAN FRANCISCO INTERNATIONAL AIRPORT  
415 / 761-0800

SAN FRANCISCO, CALIFORNIA 94128  
P. O. BOX 8097



*Airport Commission*

Comparative Traffic Report

	March		increase (decrease)	
Flight Operations	1979	1978	#	%
Arrivals and departures-Total	<u>30,581</u>	<u>29,127</u>	<u>1,454</u>	<u>4.99</u>
1st level carriers	23,340	22,101	1,239	5.61
3rd level carriers	1,981	2,399	(418)	(17.42)
Military	224	345	(121)	(35.07)
General Aviation	5,036	4,282	754	17.61
Total Passengers	<u>2,037,896</u>	<u>1,799,808</u>	<u>238,088</u>	<u>13.23</u>
In	<u>1,027,596</u>	<u>908,227</u>	<u>119,369</u>	<u>13.14</u>
Out	<u>1,010,300</u>	<u>891,581</u>	<u>118,719</u>	<u>13.32</u>
Total U.S. Mail-Pounds	<u>18,228,650</u>	<u>19,577,087</u>	<u>(1,348,437)</u>	<u>(6.89)</u>
In	<u>9,602,583</u>	<u>10,504,361</u>	<u>(901,778)</u>	<u>(8.58)</u>
Out	<u>8,626,067</u>	<u>9,072,726</u>	<u>(446,659)</u>	<u>(4.92)</u>
Total Other Cargo-Pounds	<u>68,461,216</u>	<u>68,459,042</u>	<u>2,174</u>	<u>0.003</u>
In	<u>34,836,358</u>	<u>34,639,888</u>	<u>196,470</u>	<u>0.57</u>
Out	<u>33,624,858</u>	<u>33,819,154</u>	<u>(194,296)</u>	<u>(0.58)</u>
Cars exited (garage lot)	277,970	254,759	23,211	9.11

Total passengers for 12 months ending March 31, 1979: 23,858,141

Data from the San Francisco Tower, FAA and the following air carriers.

- |                              |                                |
|------------------------------|--------------------------------|
| 1. Air California            | 17. Japan Airlines             |
| 2. Air Canada                | 18. Mexicana Airlines          |
| 3. Airlift International*    | 19. National Airlines          |
| 4. Air Pacific#              | 20. Northwest Airlines         |
| 5. American Airlines         | 21. Pacific Southwest Airlines |
| 6. Braniff International     | 22. Pan American World Airways |
| 7. British Airways           | 23. Philippine Airlines        |
| 8. Canadian Pacific Airlines | 24. Qantas Airways             |
| 9. China Air Lines           | 25. Singapore Airlines         |
| 10. Continental Airlines     | 26. Seaboard World Airlines    |
| 11. Delta Airlines           | 27. Swift Air Lines#           |
| 12. Eastern Airlines         | 28. Trans World Airlines       |
| 13. Evergreen Int'l.*        | 29. United Airlines            |
| 14. Federal Express*         | 30. WestAir Commuter#          |
| 15. Flying Tiger Lines*      | 31. Western Airlines           |
| 16. Hughes Air West          | 32. Yosemite#                  |

\*Cargo#3rd level #



A45  
46  
4/79 23 corrected

CONTACT: W. D. Hanson  
Phone: (415) 876-2218  
SFIA 79-09



CORRECTED COPY

SAN FRANCISCO INTERNATIONAL AIRPORT  
415 / 761-0800

SAN FRANCISCO, CALIFORNIA 94128  
P. O. BOX 8097

Comparative Traffic Report

	1979	April 1978	Increase # (Decrease)	%
Flight Operations				
Arrivals and de- partures-Total	23,899	28,234	(4,335)	(15.35)
1st level carriers	14,911	21,234	(6,323)	(29.78)
3rd level carriers	2,047	2,228	(181)	(8.12)
Military	295	452	(157)	(34.73)
General Aviation	6,646	4,320	2,326	(53.84)
Total Passengers	1,673,347	1,711,153	(37,806)	(2.21)
In	837,010	860,793	(23,783)	(2.76)
Out	836,063	850,360	(14,297)	(1.68)
Total U.S.				
Mail-Pounds	15,483,972	17,667,092	(2,183,120)	(12.36)
In	8,657,620	8,560,399	97,221	1.14
Out	6,826,352	9,106,693	(2,280,341)	(25.04)
Total Other				
Cargo-Pounds	59,295,269	62,446,627	(3,151,358)	(5.05)
In	29,916,892	30,898,708	(981,816)	(3.18)
Out	29,378,377	31,547,919	(2,169,542)	(6.88)
Cars exited (garage (lot))	268,347	242,668	25,679	10.6

Total passengers for 12 months ending April 30, 1979: 23,820,355 up 14.11%

Data from the San Francisco Tower, FAA and the following air carriers.

- |                                       |   |
|---------------------------------------|---|
| 1. Air California                     | 19. Hughes Airwest                      |
| 2. Air Canada                         | 20. Japan Airlines                      |
| 3. Airlift International*             | 21. Lufthansa Airlines                  |
| 4. Air Pacific#                       | 22. Mexicana Airlines                   |
| 5. Alaska Airlines                    | 23. National Airlines                   |
| 6. American Airlines                  | 24. Northwest Airlines                  |
| 7. Apollo Airways #                   | 25. Pacific Southwest Airlines          |
| 8. Braniff International              | 26. Pan American World Airways          |
| 9. British Airways                    | 27. Philippine Airlines                 |
| 10. Canadian Pacific Airlines         | 28. Qantas Airways                      |
| 11. China Airlines                    | 29. Singapore Airlines                  |
| 12. Continental Airlines              | 30. Seaboard World Airlines*            |
| 13. Delta Airlines                    | 31. Swift Air Lines#                    |
| 14. Desert Pacific#                   | 32. Trans World Airlines                |
| 15. Eastern Airlines                  | 33. United Airlines (on strike 3/31/79) |
| 16. Evergreen International*          | 34. WestAir Commuter#                   |
| 17. Federal Express*      *cargo      | 35. Western Airlines                    |
| 18. Flying Tiger Lines*    #3rd level | 36. Yosemite#                           |



45  
6  
79  
**from**

CONTACT: W.D. Hanson  
Phone (415) 876-2218  
SFIA 79-10



SAN FRANCISCO INTERNATIONAL AIRPORT  
415 / 761-0800

*= Airport Commission*  
SAN FRANCISCO, CALIFORNIA 94128  
JUL 2 1979 P.O. BOX 8097

Comparative Traffic Report

	1979	May 1978	Increase # (Decrease)	%
Flight Operations				
Arrivals and de- partures-Total	26,714	29,688	(2,974)	(10.02)
1st level carriers	16,438	22,056	(5,618)	(25.47)
3rd level carriers	2,725	1,939	786	40.54
Military	286	441	(155)	(35.15)
General Aviation	7,265	5,252	2,013	38.33
Total Passengers	1,772,600	1,869,163	(96,563)	(5.17)
In	894,625	938,028	(43,403)	(4.63)
Out	877,975	931,135	(53,160)	(5.71)
Total U.S.				
Mail-Pounds	17,190,096	17,210,112	(20,016)	(0.12)
In	9,078,589	8,611,286	467,303	5.43
Out	8,111,507	8,598,826	(487,319)	(5.67)
Total Other				
Cargo-Pounds	62,454,657	70,434,463	(7,979,806)	(11.33)
In	29,905,353	32,503,013	(2,597,660)	(7.99)
Out	32,549,304	39,931,450	(5,382,146)	(14.19)
Cars exited(garage lot)	261,132	268,192	(7,060)	(2.63)

Total Passengers for 12 months ending April 30, 1979: 23,724,046 up 12.36%

Data from the San Francisco Tower, FAA and the following air carriers.

1. Air California
2. Air Canada
3. Airlift International\*
4. Air Pacific#
5. Alaska Airlines
6. American Airlines
7. Apollo Airways#
8. Braniff International
9. British Airways
10. Canadian Pacific Airlines
11. China Airlines
12. Continental Airlines
13. Delta Airlines
14. Desert Pacific #
15. Eastern Airlines
16. Evergreen International\*
17. Federal Express\*  
\*cargo
18. Flying Tiger Lines\*  
#3rd level
19. Golden Carriage Aire#
20. Hughes Airwest
21. Japan Airlines
22. Lufthansa Airlines
23. Mexicana Airlines
24. National Airlines
25. Northwest Airlines
26. Pacific Southwest Airlines
27. Pan American World Airways
28. Philippine Airlines
29. Qantas Airways
30. Singapore Airlines
31. Seaboard World Airlines\*
32. Swift Air Lines#
33. Trans World Airlines
34. United Airlines(off strike 4/28/79)
35. WestAir Commuter#
36. Western Airlines
37. Yosemite



# news from

Contact: W.D. Hanson  
Phone: (415) 876-2217

79-12

## Comparative Traffic Report

	1979	June	1978	Increase #(Decrease)	%
<b>Flight Operations</b>					
Arrivals and de-					
partures-Total	32,906		30,773	2,133	6.93
1st level carriers	22,883		22,895	(12)	(.05)
3rd level carriers	2,783		2,035	748	36.76
Military	247		425	(178)	(41.88)
General Aviation	6,993		5,418	1,575	29.07
<b>Total Passengers</b>	<b>2,252,152</b>		<b>2,130,513</b>	<b>125,643</b>	<b>5.90</b>
In	1,121,156		1,077,416	43,740	4.06
Out	1,135,000		1,053,097	81,903	7.78
<b>Total U.S.</b>					
Mail-Pounds	15,530,616		14,904,416	446,200	2.99
In	8,034,753		7,621,727	413,026	5.42
Out	7,315,863		7,282,689	33,174	.005
<b>Total Other</b>					
Cargo-Pounds	71,653,325		71,959,163	305,838	(.43)
In	33,380,038		35,042,640	(1,662,602)	(4.75)
Out	38,293,287		36,916,523	1,376,764	3.73
Cars exited (garage lot)	351,384		336,053	15,331	4.56

Total Passengers for 12 months ending June 30, 1979: 23,849,415 up 11.32%

Data from the San Francisco Tower, FAA and the following air carriers.

- |                               |                                |
|-------------------------------|--------------------------------|
| 1. Air California             | 21. Japn Airlines              |
| 2. Air Canada                 | 22. Lufthansa Airlines         |
| 3. Airlift International*     | 23. Mexicana Airlines          |
| 4. Air Pacific#               | 24. National Airlines          |
| 5. Alaska Airlines            | 25. Northwest Airlines         |
| 6. American Airlines          | 26. Pacific Southwest Airlines |
| 7. Apollo Airways#            | 27. Pan American World Airways |
| 8. Braniff International      | 28. Philippine Airlines        |
| 9. British Airways            | 29. Qantas Airways             |
| 10. Canadian Pacific Airlines | 30. Singapore Airlines         |
| 11. China Airlines            | 31. Seaboard World Airlines*   |
| 12. Continental Airlines      | 32. Swift Airlines#            |
| 13. Delta Airlines            | 33. Trans World Airlines       |
| 14. Desert Pacific#           | 34. United Airlines            |
| 15. Eastern Airlines          | 35. WestAir Commuter#          |
| 16. Evergreen International*  | 36. Western Airlines           |
| 17. Federal Express*          | 37. Yosemite                   |
| 18. Flying Tiger Lines*       |                                |
| 19. Golden Carriage Aire#     |                                |
| 20. Huges AirWest             |                                |

\*cargo  
#3rd level





SF A45 #6 7/79

Contact: W. D. Hanson  
 Phone (415) 876-2217  
 SFIA 79-13 OCT 28 1979

**news from** *SF Airport*  
*SF International Airport*

DOCUMENTS DEPT  
 PUBLIC LIBRARY

**Comparative Traffic Report**

	1979	July	1979	Increase # (Decrease)
<b>Flight Operations</b>				
Arrivals and de- partures-Total	<u>34,617</u>	<u>31,402</u>	<u>3,215</u>	<u>10.24</u>
1st level carriers	24,973	24,448	525	2.15
3rd level carriers	3,074	1,711	1,363	79.66
Military	203	336	(133)	(39.58)
General Aviation	6,367	4,907	1460	29.75
<b>Total Passengers</b>	<u>2,398,706</u>	<u>2,313,056</u>	<u>85,650</u>	<u>3.70</u>
In	1,211,852	1,179,569	32,283	2.74
Out	1,186,854	1,133,487	53,367	4.71
<b>Total U.S.</b>				
Mail-Pounds	<u>15,746,671</u>	<u>16,538,640</u>	<u>(791,969)</u>	<u>(4.79)</u>
In	7,993,010	7,664,778	328,232	4.28
Out	7,753,661	8,873,862	(1,120,201)	(12.62)
<b>Total Other</b>				
Cargo-Pounds	<u>70,470,765</u>	<u>72,246,679</u>	<u>(1,775,914)</u>	<u>(2.46)</u>
In	33,275,325	35,172,549	(1,897,224)	(5.39)
Out	37,195,440	37,074,130	121,310	0.33
Cars exited (garage (lot)	377,537	364,992	12,545	3.44

Total Passengers for 12 months ending July 31, 1979: 23,924,241 up 10.02%

Data from the San Francisco Tower, FAA and the following air carriers.

- |                               |                                |
|-------------------------------|--------------------------------|
| 1. Air California             | 20. Hughes Airwest             |
| 2. Air Canada                 | 21. Japan Airlines             |
| 3. Airlift International*     | 22. Lufthansa Airlines         |
| 4. Air Pacific#               | 23. Mexicana Airlines          |
| 5. Alaska Airlines            | 24. National Airlines          |
| 6. American Airlines          | 25. Northwest Airlines         |
| 7. Apollo Airways#            | 26. Pacific Southwest          |
| 8. Braniff International      | 27. Pan American World Airways |
| 9. British Airways            | 28. Philippine Airlines        |
| 10. Canadian Pacific Airlines | 29. Qantas Airways             |
| 11. China Airlines            | 30. Singapore Airlines         |
| 12. Continental Airlines      | 31. Seaboard World Airlines*   |
| 13. Delta Airlines            | 32. Swift Air Lines#           |
| 14. Desert Pacific#           | 33. Trans World Airlines       |
| 15. Eastern Airlines          | 34. United Airlines            |
| 16. Evergreen International*  | 35. WestAir Commuter#          |
| 17. Federal Express*          | 36. Western Airlines           |
| 18. Flying Tiger Lines*       | 37. Yosemite#                  |
| 19. Golden Carriage Aire#     |                                |

\* Cargo  
 # 3rd level



# news from

Contact: W.D. Hanson  
Phone: (415) 876-2217  
SFIA 79-14

SAN FRANCISCO INTERNATIONAL AIRPORT  
415 / 761-0800

SAN FRANCISCO, CALIFORNIA 94128  
P. O. BOX 8097

## Comparative Traffic Report



OCT 16 1979

*August Commission*

	August		Increase (Decrease)	
	1979	1978	#	%
<b>Flight Operations:</b>				
Arrivals and departures-Total	35,254	32,326	2,928	9.06
1st level carriers	25,172	24,665	507	2.06
3rd level carriers	3,166	1,921	1,245	64.81
Military	240	310	(70)	(22.58)
General Aviation	6,676	5,430	1,246	22.95
<b>Total Passengers</b>				
Total Passengers	2,615,856	2,481,997	133,859	5.39
In	1,310,643	1,242,205	68,438	5.51
Out	1,305,213	1,239,792	65,421	5.28
<b>Total U.S. Mail</b>				
Pounds	15,108,960	17,266,606	(2,157,646)	(12.50)
In	8,277,839	8,705,158	(427,319)	(4.91)
Out	6,831,121	8,561,448	(1,730,327)	(20.21)
<b>Total Other Cargo</b>				
Pounds	68,340,872	78,916,393	(10,575,521)	(13.40)
In	30,808,957	39,082,504	(8,273,547)	(21.17)
Out	37,531,915	39,883,889	(2,351,974)	(5.90)

### Cars exited

(garage and lot) 407,717 393,489 14,228 3.6

Total Passengers for 12 months ending August 31, 1979: 24,068,924 up 9.07%  
Data from the San Francisco Tower, FAA and the following air carriers:

- |                               |                                |
|-------------------------------|--------------------------------|
| 1. Air California             | 20. Hughes Airwest             |
| 2. Air Canada                 | 21. Japan Airlines             |
| 3. Airlift International*     | 22. Lufthansa Airlines         |
| 4. Air Pacific#               | 23. Mexicana Airlines          |
| 5. Alaska Airlines            | 24. National Airlines          |
| 6. American Airlines          | 25. Northwest Airlines         |
| 7. Apollo Airways#            | 26. Pacific Southwest          |
| 8. Braniff Internation        | 27. Pan American World Airways |
| 9. British Airways            | 28. Philippine Airlines        |
| 10. Canadian Pacific Airlines | 29. Qantas Airways             |
| 11. China Airlines            | 30. Singapore Airlines         |
| 12. Continental Airlines      | 31. Seaboard World Airlines*   |
| 13. Delta Airlines            | 32. Swift Air Lines#           |
| 14. Desert Pacific#           | 33. Trans World Airlines       |
| 15. Eastern Airlines          | 34. United Airlines            |
| 16. Evergreen International*  | 35. WestAir Commuter#          |
| 17. Federal Express*          | 36. Western Airlines           |
| 18. Flying Tiger Lines*       | 37. Yosemite#                  |
| 19. Golden Carriage Aire#     |                                |

\*Cargo  
#3rd level



# news from



Contact: W.D. Hanson  
 Phone: (415) 876-2217  
 SFIA 79-15

*- Airport Comm.*

SAN FRANCISCO INTERNATIONAL AIRPORT  
 415 / 761-0800

SAN FRANCISCO, CALIFORNIA 94128  
 OCT 31 1979 P. O. BOX 8097

## Comparative Traffic Report

DOCUMENTS DEPT. Increase  
 S.F. PUBLIC LIBRARY (Decrease)

	September		Number	Percent
	1979	1978		
<b>Flight Operations:</b>				
Arrivals and de- partures-Total	32,598	30,935	1,663	5.38
1st level carriers	22,116	23,453	(1,337)	(5.70)
3rd level carriers	3,566	1,917	1,649	86.02
Military	206	255	(49)	(19.22)
General Aviation	6,710	5,310	1,400	26.37
<b>Total Passengers</b>	<b>2,039,314</b>	<b>2,014,462</b>	<b>24,852</b>	<b>1.23</b>
In	1,021,861	1,011,578	10,283	1.02
Out	1,017,453	1,002,884	14,569	1.45
<b>U.S. Mail</b>				
Total Pounds	16,197,794	15,800,522	397,272	2.51
In	8,166,844	8,263,993	(97,149)	(1.18)
Out	8,030,950	7,536,527	494,421	6.56
<b>Other Cargo</b>				
Total Pounds	64,246,205	74,793,392	(10,547,187)	(14.10)
In	29,565,958	37,161,465	(7,595,507)	(20.44)
Out	34,680,247	37,631,927	(2,951,680)	(7.84)
<b>Cars exited</b> (garage and lot)	<u>296,451</u>	<u>296,705</u>	<u>(254)</u>	<u>(0.09)</u>

Total Passengers for 12 months ending September 30, 1979: 24,093,776 up 7.71%  
 Data from the San Francisco Tower, FAA and the following air carriers:

- |                               |  |
|-------------------------------|--|
| 1. Air California             | 20. Hughes Airwest (on strike 9/10/79) |
| 2. Air Canada                 | 21. Japan Airlines                     |
| 3. Airlift International*     | 22. Lufthansa Airlines                 |
| 4. Air Pacific#               | 23. Mexicana Airlines                  |
| 5. Alaska Airlines            | 24. National Airlines                  |
| 6. American Airlines          | 25. Northwest Airlines                 |
| 7. Apollo Airways#            | 26. Pacific Southwest                  |
| 8. Braniff International      | 27. Pan American World Airways         |
| 9. British Airways            | 28. Philippine Airlines                |
| 10. Canadian Pacific Airlines | 29. Qantas Airways                     |
| 11. China Airlines            | 30. Singapore Airlines                 |
| 12. Continental Airlines      | 31. Seaboard World Airlines*           |
| 13. Delta Airlines            | 32. Swift Air Lines#                   |
| 14. Desert Pacific#           | 33. Trans World Airlines               |
| 15. Eastern Airlines          | 34. United Airlines                    |
| 16. Evergreen International*  | 35. WestAir Commuter#                  |
| 17. Federal Express*          | 36. Western Airlines                   |
| 18. Flying Tiger Lines*       | 37. Yosemite#                          |
| 19. Golden Carriage Aire#     |  |

\* cargo # 3rd level



A45 #6 10/79 c.2

# news from

SAN FRANCISCO INTERNATIONAL AIRPORT  
415 / 761-0800

## Comparative Traffic Report



NOV 30 1979

SAN FRANCISCO  
PUBLIC LIBRARY

Contact: W.D. Hanson  
Phone: (415) 876-2217  
SFIA 79-19  
SAN FRANCISCO, CALIFORNIA 94128  
P.O. BOX 8097

*Airport Comm*

	<u>October</u>		<u>Increase (Decrease)</u>	
	<u>1979</u>	<u>1978</u>	<u>Number</u>	<u>Percent</u>
<b>Flight Operations:</b>				
Arrivals and de-				
partures-Total	<u>32,664</u>	<u>31,217</u>	<u>1,447</u>	<u>4.64</u>
1st level carriers	<u>22,201</u>	<u>23,310</u>	<u>(1,109)</u>	<u>(4.76)</u>
3rd level carriers	<u>3,941</u>	<u>2,087</u>	<u>1,854</u>	<u>88.84</u>
Military	<u>149</u>	<u>216</u>	<u>(67)</u>	<u>(31.02)</u>
General Aviation	<u>6,373</u>	<u>5,604</u>	<u>769</u>	<u>13.72</u>
<b>Total Passengers</b>	<u>2,031,006</u>	<u>1,935,186</u>	<u>95,820</u>	<u>4.95</u>
In	<u>1,027,101</u>	<u>969,084</u>	<u>58,820</u>	<u>5.99</u>
Out	<u>1,003,905</u>	<u>966,102</u>	<u>37,803</u>	<u>3.91</u>
<b>U.S. Mail</b>				
Total Pounds	<u>17,891,022</u>	<u>17,290,564</u>	<u>600,458</u>	<u>3.47</u>
In	<u>9,138,752</u>	<u>8,689,429</u>	<u>449,323</u>	<u>5.17</u>
Out	<u>8,752,270</u>	<u>8,601,135</u>	<u>151,135</u>	<u>1.76</u>
<b>Other Cargo</b>				
Total Pounds	<u>67,630,187</u>	<u>77,168,921</u>	<u>(9,538,734)</u>	<u>(12.36)</u>
In	<u>30,587,484</u>	<u>38,943,869</u>	<u>(8,356,385)</u>	<u>(21.46)</u>
Out	<u>37,042,703</u>	<u>38,225,052</u>	<u>(1,182,349)</u>	<u>(3.09)</u>
<b>Cars exited (garage and lot)</b>	<u>272,809</u>	<u>272,504</u>	<u>305</u>	<u>0.11</u>

Total Passengers for 12 months ending October 31, 1979: 24,189,596 up 7.00%  
Data from the San Francisco Tower, FAA and the following air carriers:

- |                               |  |
|-------------------------------|--|
| 1. Air California             | 20. Hughes Airwest (on strike all month) |
| 2. Air Canada                 | 21. Japan Airlines                       |
| 3. Airlift International*     | 22. Lufthansa Airlines                   |
| 4. Air Pacific#               | 23. Mexicana Airlines                    |
| 5. Alaska Airlines            | 24. National Airlines                    |
| 6. American Airlines          | 25. Northwest Airlines                   |
| 7. Apollo Airways#            | 26. Pacific Southwest                    |
| 8. Braniff International      | 27. Pan American World Airways           |
| 9. British Airways            | 28. Philippine Airlines                  |
| 10. Canadian Pacific Airlines | 29. Qantas Airways                       |
| 11. China Airlines            | 30. Singapore Airlines                   |
| 12. Continental Airlines      | 31. Seaboard World Airlines*             |
| 13. Delta Airlines            | 32. Swift Air Lines#                     |
| 14. Desert Pacific#           | 33. Trans World Airlines                 |
| 15. Eastern Airlines          | 34. United Airlines                      |
| 16. Evergreen International*  | 35. WestAir Commuter#                    |
| 17. Federal Express*          | 36. Western Airlines                     |
| 18. Flying Tiger Lines*       | 37. Yosemite#                            |
| 19. Golden Carriage Aire#     |  |

\* cargo # 3rd level

DOCUMENTS DEPT.

NOV 3 0 1979

SAN FRANCISCO  
PUBLIC LIBRARY



A45 #6 11-79

DOCUMENTS DEPT.

# news from

SAN FRANCISCO INTERNATIONAL AIRPORT  
415 / 761-0800



NOV 14 1980  
SAN FRANCISCO, CALIFORNIA 94128  
P. O. BOX 8097  
Contact: W.D. Hanson  
Phone: (415) 876-2217  
SFIA 79-21  
SAN FRANCISCO PUBLIC LIBRARY  
*Airports  
Commuter*

## Comparative Traffic Report

Increase  
(Decrease)

		November			
		1979	1978	Number	Percent
<b>Flight Operations:</b>					
Arrivals and de-					
partures-Total	<u>30,970</u>	<u>29,431</u>	<u>1,539</u>	<u>5.2</u>	
1st level carriers	21,103	22,698	(1,595)	(7.0)	
3rd level carriers	4,050	1,705	2,345	137.5	
Military	238	230	8	3.5	
General Aviation	5,579	4,798	781	16.3	
<b>Total Passengers</b>					
In	<u>952,507</u>	<u>930,066</u>	<u>22,441</u>	<u>2.41</u>	
Out	<u>938,194</u>	<u>923,391</u>	<u>10,803</u>	<u>1.17</u>	
<b>U.S. Mail</b>					
Total Pounds	<u>18,499,175</u>	<u>17,738,397</u>	<u>760,778</u>	<u>8.29</u>	
In	9,456,283	9,469,953	(13,670)	(0.14)	
Out	9,042,892	8,268,444	774,448	9.37	
<b>Other Cargo</b>					
Total Pounds	<u>62,926,500</u>	<u>74,822,468</u>	<u>11,895,968</u>	<u>(15.90)</u>	
In	31,038,244	37,649,444	(6,611,200)	(17.56)	
Out	31,888,256	37,173,024	(5,284,768)	(14.22)	
<b>Cars exited</b>					
(garage and lot)	<u>264,614</u>	<u>264,588</u>	<u>26</u>	<u>0.01</u>	

Total Passengers for 12 months ending November 30, 1979: 24,222,840 up 5.99%  
Data from the San Francisco Tower, FAA and the following air carriers:

- |                               |                                       |
|-------------------------------|---------------------------------------|
| 1. Air California             | 22. Hughes Airwest (off strike 11-11) |
| 2. Air Canada                 | 23. Inland Empire Air#                |
| 3. Airlift International*     | 24. Japan Airlines                    |
| 4. Air Pacific#               | 25. Lufthansa Airlines                |
| 5. Alaska Airlines            | 26. Mexicana Airlines                 |
| 6. American Airlines          | 27. National Airlines                 |
| 7. Apollo Airways#            | 28. Northwest Airlines                |
| 8. Aspen Airways#             | 29. Pacific Southwest                 |
| 9. Braniff International      | 30. Pan American World Airways        |
| 10. British Airways           | 31. Philippine Airlines               |
| 11. Canadian Pacific Airlines | 32. Qantas Airways                    |
| 12. Century Airlines#         | 33. Singapore Airlines                |
| 13. China Airlines            | 34. Seaboard World Airlines*          |
| 14. Continental Airlines      | 35. Swift Air Lines#                  |
| 15. Delta Airlines            | 36. Trans World Airlines              |
| 16. Desert Pacific#           | 37. United Airlines                   |
| 17. Eastern Airlines          | 38. WestAir Commuter#                 |
| 18. Evergreen International*  | 39. Western Airlines                  |
| 19. Federal Express*          | 40. Wein Air Alaska*                  |
| 20. Flying Tiger Lines*       | 41. Yosemite#                         |
| 21. Golden Carriage Aire#     |                                       |

\* Cargo

# 3rd level



# news from



Contact: W.D. Hanson  
Phone: (415) 876-2217  
SFIA 79-22

SAN FRANCISCO INTERNATIONAL AIRPORT  
415 / 761-0800

SAN FRANCISCO, CALIFORNIA 94128  
P. O. BOX 8097

*Airports Connection*

Increase  
(Decrease)

## Comparative Traffic Report

	December			
	1979	1978	Number	Percent
<b>Flight Operations:</b>				
Arrivals and de-				
partures-Total	30,418	29,405	(1,013)	(3.4)
1st level carriers	22,133	23,264	(1,131)	(4.9)
3rd level carriers	3,788	1,715	2,073	120.9
Military	195	193	2	1.0
General Aviation	4,302	4,233	69	1.6
<b>Total Passengers</b>				
	1,841,091	1,904,281	(63,190)	(3.32)
In	914,523	955,862	(41,339)	(4.32)
Out	926,568	948,419	(21,851)	(2.30)
<b>U.S. Mail</b>				
Total Pounds	22,432,372	23,006,212	(573,840)	(2.49)
In	11,465,743	11,720,963	(255,220)	(2.18)
Out	10,966,629	11,285,249	(318,620)	(2.82)
<b>Other Cargo</b>				
Total Pounds	56,068,707	67,568,041	11,499,334	(17.02)
In	26,735,776	34,753,247	8,017,471	(23.07)
Out	29,312,931	32,814,794	3,501,863	(10.67)
<b>Cars exited</b>				
(garage and lot)	300,768	313,795	(13,027)	(4.15)

Total Passengers for 12 months ending December 31, 1979: 24,159,650 up 4.86%  
Data from the San Francisco Tower, FAA and the following air carriers:

- |                               |                                |
|-------------------------------|--------------------------------|
| 1. Air California             | 22. Hughes Airwest             |
| 2. Air Canada                 | 23. Inland Empire Air #        |
| 3. Airlift International*     | 24. Japan Airlines             |
| 4. Air Pacific#               | 25. Lufthansa Airlines         |
| 5. Alaska Airlines            | 26. Mexicana Airlines          |
| 6. American Airlines          | 27. National Airlines          |
| 7. Apollo Airways#            | 28. Northwest Airlines         |
| 8. Aspen Airways#             | 29. Pacific Southwest          |
| 9. Braniff International      | 30. Pan American World Airways |
| 10. British Airways           | 31. Philippine Airlines        |
| 11. Canadian Pacific Airlines | 32. Qantas Airways             |
| 12. Century Airlines #        | 33. Singapore Airlines         |
| 13. China Airlines            | 34. Seaboard World Airlines*   |
| 14. Continental Airlines      | 35. Swift Air Lines            |
| 15. Delta Airlines            | 36. Trans World Airlines       |
| 16. Desert Pacific #          | 37. United Airlines            |
| 17. Eastern Airlines          | 38. WestAir Commuter#          |
| 18. Evergreen International * | 39. Western Airlines           |
| 19. Federal Express *         | 40. Wein Air Alaska*           |
| 20. Flying Tiger Lines *      | 41. Yosemite#                  |
| 21. Golden Carriage Aire#     |                                |

RECORDED COPY  
JAN 31 1980  
SAN FRANCISCO  
FBI LIBRARY

\* Cargo  
# 3rd Level





